

M175ML5AC3M

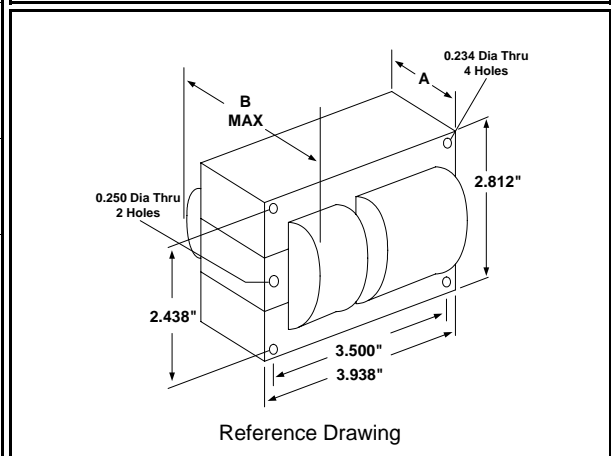
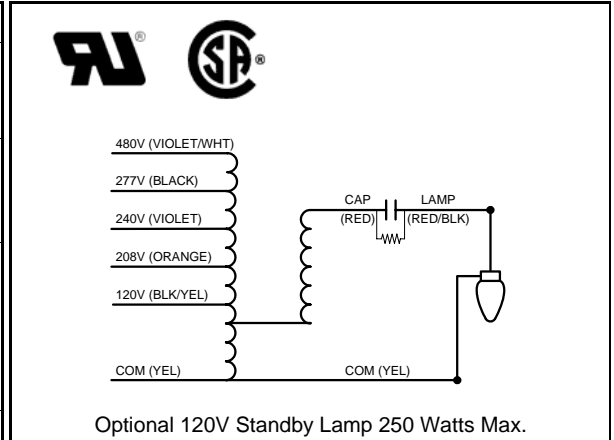
175W M57 / M107

Metal Halide

60Hz CWA

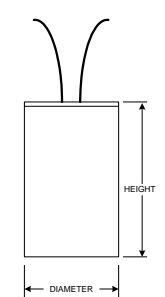
Specification Sheet

Input Volts	120	208	240	277	480
Regulation					
Line Volts	±10%	±10%	±10%	±10%	±10%
Lamp Watts	±10%	±10%	±10%	±10%	±10%
Power Factor (min)	90%	90%	90%	90%	90%
Input Watts	208 W	208 W	208 W	208 W	208 W
NOM. Open Circuit Voltage	300 V	300 V	300 V	300 V	300 V
Line Current (Amps)					
Operating	1.75	1.00	0.90	0.75	0.45
Open Circuit	1.90	1.10	0.95	0.85	0.50
Starting	1.00	0.65	0.50	0.45	0.26
Recommended Fuse (Amps)	5	3	3	2	2
Lamp Dropout Voltage (Line)	60 V	100 V	115 V	135 V	225 V
UL Temperature Ratings					
Insulation Class	H (180°C)	H (180°C)	H (180°C)	H (180°C)	H (180°C)
Temperature Code	B	B	B	B	B
MIN. Starting Temperature	-22°F -30°C	-22°F -30°C	-22°F -30°C	-22°F -30°C	-22°F -30°C
CAPACITOR Specifications					
Microfarads	10 uf	10 uf	10 uf	10 uf	10 uf
Volts (min.)	400 V	400 V	400 V	400 V	400 V
60Hz Test Procedures					
High Potential Test 1 Minute	2000 V	2000 V	2000 V	2000 V	2000 V
High Potential Test 1 Second	2500 V	2500 V	2500 V	2500 V	2500 V
Secondary Open Ckt Voltage (V)	270 - 330	270 - 330	270 - 330	270 - 330	270 - 330
Secondary Current Shorted (A)	1.45 - 1.80	1.45 - 1.80	1.45 - 1.80	1.45 - 1.80	1.45 - 1.80
Input Operating Current (A)	1.59 - 1.94	0.91 - 1.11	0.82 - 1.00	0.68 - 0.83	0.41 - 0.50
Input Open Circuit Current (A)	0.95 - 2.72	0.55 - 1.57	0.48 - 1.36	0.43 - 1.22	0.25 - 0.72
Input Short Circuit Current (A)	0.70 - 1.05	0.41 - 0.62	0.35 - 0.52	0.30 - 0.45	0.16 - 0.26
Core and Coil Specifications					
Dimension A	2.30 in	2.30 in	2.30 in	2.30 in	2.30 in
Dimension B	3.60 in	3.60 in	3.60 in	3.60 in	3.60 in
Weight	6.75 lbs	6.75 lbs	6.75 lbs	6.75 lbs	6.75 lbs
Lead Lengths (inches)	12-14	12-14	12-14	12-14	12-14
Coil Material (Pri. / Sec.):	Cu / Cu	Cu / Cu	Cu / Cu	Cu / Cu	Cu / Cu



Capacitor: R17058555 **Ignitor: None**

Max Case Temp: 100 °C
 Height: 2.83 in
 Width / Diameter: 1.65 in



This Ballast does not require a Ignitor

Oil Cap. - P/N 005-1184-MF Consult Catalog for Specs.

Document #:	010-9999-08
Date:	7/22/2009
Status:	Production
Replaces Catalog #:	New Design

Data is based upon tests performed by Universal Lighting Technologies in a controlled environment and is representative of relative performance. Actual performance may vary depending on operating conditions. Specifications are subject to change without notice.