



# Connectors

## CONDUCTIVE CONNECTORS

Conductive connectors join sections of rail together end to end and are included with all Two-Circuit MonoRail pieces. Order separately if cutting and rejoining rails. Set of three.


**700MO2CCN** FINISH  
Z ANTIQUE BRONZE  
C CHROME  
S SATIN NICKEL



## ISOLATING CONNECTORS

Isolating connectors join sections of rail and isolate power feeds from each other. Two common uses are in runs using more than 300w or in runs over 30ft where a two power feeds are required to avoid voltage drop. All dual-feed canopies are shipped with isolating connectors; order additional if required by layout. Set of three.


**700MO2CINC**



## FLEXIBLE HORIZONTAL CONNECTORS

These conductive connectors join sections of rail together end to end at desired sharp horizontal angle. Set of three.

**700MO2CFXH** FINISH  
Z ANTIQUE BRONZE  
C CHROME  
S SATIN NICKEL



## END CAPS

Decorative end caps fit into ends of Two-Circuit MonoRail run for a finished look. Set of three; order one set for each end.

**700MO2CCAP** FINISH  
Z ANTIQUE BRONZE  
C CHROME  
S SATIN NICKEL

