


# TPI Industrial Assembled Maximum Duty Circulators


## Features

- Easy access hinged guard
- 18" drop down, 2-Speed switch
- Cord options are shown below
- Steel hub/spider aluminum paddle blades
- Powder coated steel guards
- Meets OSHA standards
- 5 year limited warranty
- Made in U.S.A. with domestic and foreign components.

DIMENSIONS	
24"	27" Diameter x 14.5" Depth
30"	33.5" Diameter x 14.5" Depth



Closed (Front)



Open (Front)



## Motor Specifications

- 2-Speed
- 1-Phase, 120V
- Permanent split capacitor
- Frame size: 48
- 1/2 HP
- Ball bearing
- Totally enclosed, permanently lubricated
- 1/2" Shaft

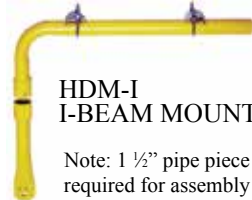
## Pedestal Specifications

- Pedestal pole adjusts the center of the fan from 48 to 67 inches.
- Pedestal steel dome base is 27" in diameter and has 5 carriage bolts.

## Factory Assembled and Tested Fan Heads, Mounts, and Wheel Kits



**HDM-C  
CEILING MOUNT**  
Note: 1 1/2" pipe piece required for assembly



**HDM-I  
I-BEAM MOUNT**  
Note: 1 1/2" pipe piece required for assembly



**HDM-W  
WALL MOUNT**



**OPTIONAL  
WHEEL KIT**

## Standard Models

ASSEMBLED FAN HEAD		COLOR	BLADE SIZE	HP	CFM* / RPM		VELOCITY PROFILE	AMPS	WT. (LBS)
MFG CATALOG NUMBER	MFG MODEL NUMBER				HIGH	LOW	CFM / Area Sq Ft		
08744402	HDH 24-JR	Yellow	24"	1/2	5600 / 1100	4900 / 800	7500 / 260	3.5	44
08744602	HDH 30-JR	Yellow	30"		6800 / 1100	6000 / 800	8000 / 270	4	48
08745002	HDH 24-GJR	Gray	24"		5600 / 1100	4900 / 800	7500 / 260	3.5	44
08745102	HDH 30-GJR	Gray	30"		6800 / 1100	6000 / 800	8000 / 270	4	48

\*Measured 2 feet from face of fan

## Accessories

MFG CATALOG NUMBER	MFG MODEL NUMBER	COLOR	DESCRIPTION	WT. (LBS)
07960902	HDM-P	Yellow	Heavy Duty Pedestal Mount	34
07961002	HDM-W	Yellow	Heavy Duty Wall Mount	3
07961102	HDM-I	Yellow	Heavy Duty I-Beam Mount	9
07961202	HDM-C	Yellow	Heavy Duty Ceiling Mount	3
07961802	ACM-P	Gray	Pedestal Mount	34
07961902	ACM-W	Gray	Wall Mount	3
07962002	ACM-I	Gray	I-Beam Mount	9
07962102	ACM-C	Gray	Ceiling Mount	3
07962202	ACM-S	Gray	Suspension Mount	2
08747202	RS 06-EC	Yellow	6' Extension cord used with drop down power switch	1
08747302	RS 09-EC	Yellow	9' Extension cord used with drop down power switch	1.5
08747402	RS 12-EC	Yellow	12' Extension cord used with drop down power switch	2
08772502	RS 15-EC	Yellow	15' Extension cord used with drop down power switch	2.5
08747502	SCK-12	----	12' Safety cable with clamps	.5
08747602	R1-MOT	Yellow	1/2 HP motor with remote switch	1
08681802	ACM-PM	Standard Black	Pole Mount	5
08681302	ACM-WK	Standard Black	Optional Wheel Kit	4

# TPI Industrial Assembled Circulator Heads and Mounts

## Features

- Pull chain switch
- SJT type 3 conductor, 12' long cord
- Steel hub/spider aluminum paddle blades
- Coated steel guards
- Meets OSHA standards
- Made in U.S.A. with domestic and foreign components.

DIMENSIONS	
24"	27" Diameter x 14.5" Depth
30"	33.5" Diameter x 14.5" Depth



ACH 30

## Motor Specifications

- 2-Speed
- 1 Phase, 120V
- Ball bearing
- Frame size: 48
- Totally enclosed
- Permanent split capacitor
- Permanently lubricated
- 1/2" Shaft



## Product Specifications

- Oscillating model oscillates in a 90° arc or can be locked in a fixed position
- Metal gears in the oscillating mechanism allow the fan to operate at a maximum 30° downward tilt

## Standard Models

H.P.	BLADE SIZE	MFG MODEL NUMBER	MFG CATALOG NUMBER	FAN HEAD TYPE	CFM*	VELOCITY PROFILE	RPM	AMPS	WT. (LBS)
						CFM / Area Sq Ft			
Industrial 1/4	24"	ACH 24	07961602	STATIONARY	3800 / 3400	6000 / 240	1100 / 800	2.5	40
	30"	ACH 30	07961702		4300 / 3800	7200 / 250	1100 / 800	2.7	44
1 Year Warranty									
High Performance 1/3	24"	IHP 24-H	07989802	STATIONARY	4300 / 3900	6000 / 240	1100 / 800	2.8	40
	30"	IHP 30-H	07989902		5400 / 4700	7200 / 250	1100 / 800	3	44
3 Year Warranty									
Heavy Duty 1/2	24"	HDH 24-G	08539202	STATIONARY	5600 / 4900	6000 / 240	1100 / 800	3.5	44
	30"	HDH 30-G	08528602		6800 / 6000	7200 / 250	1100 / 800	4	48
5 Year Warranty									
Industrial Oscillating 1/4	20"	ACH 20-O	08684802	OSCILLATING	3000 / 2600	5000 / 200	1100 / 900	2.4	43
	24"	ACH 24-O	07963602		3800 / 3400	6000 / 240	1100 / 800	2.5	44
	30"	ACH 30-O	07963702		4300 / 3800	7200 / 250	1100 / 800	2.7	48
1 Year Warranty									

\*Measured 2 feet from face of fan

TPI offers six factory assembled and tested fan mounts that can be used with any of the non-oscillating TPI Industrial heads.

## Industrial Mounts

MOUNT	MFG MODEL NUMBER	MFG CATALOG NUMBER	WT. (LBS)
Pedestal (1/2HP Models)	GACM-P	08753802	34
Pedestal (1/3 & 1/4HP Models)	ACM-P	07961802	34
Wall Mount	ACM-W	07961902	3
I-Beam Mount	ACM-I	07962002	9
Ceiling Mount	ACM-C	07962102	3
Suspension Mount	ACM-S	07962202	2
Pole Mount	ACM-PM	08681802	5
Optional Wheel Kit	ACM-WK	08681302	4

# TPI Industrial 20" Circulators



PEDESTAL



WALL MOUNT



## Features

- Pull chain switch
- SJT type 3 conductor, 12' long cord
- Steel hub/spider aluminum paddle blades
- Coated steel guards
- Meets OSHA standards
- 1 Year limited warranty
- Made in U.S.A. with domestic and foreign components.

DIMENSIONS
22" Diameter x 14.5" Depth

## Motor Specifications

- 2-Speed
- 1-Phase, 120V
- Ball bearing
- Frame size: 48
- 1/4 HP
- Permanent split capacitor
- Totally enclosed, permanently lubricated
- 1/2" Shaft

## Standard Models

MFG CATALOG NUMBER	MFG MODEL NUMBER	STYLE	MOUNT TYPE	CFM / RPM	AMPS (HIGH)	WT. (LBS.)
08681402	ACU 20-P	Unassembled all components and mount in one box	Pedestal Mount	3000 / 2600 1100 / 900	2.4	72
08681602	ACU 20-PO		Pedestal Mount			76
08681502	ACU 20-W		Wall Mount			42
08681702	ACU 20-WO		Wall Mount			46
08684702	ACH 20	Assembled Fan Head	None - use with any TPI "ACM" or "CACM" Mount			39

# TPI Industrial Circulator Components

## Motors

TYPE	MFG CATALOG NUMBER	MFG MODEL NUMBER
HEAVY DUTY	07961302	HD-MOT
HIGH PERFORMANCE	07995102	IHP-MOT
INDUSTRIAL	07963302	AC-MOT
OSCILLATING	07964402	AC-MOT-O

## Mounts

TYPE	MFG CATALOG NUMBER	MFG MODEL NUMBER
YELLOW MOUNTS		
PEDESTAL POLE & BASE	07960902	HDM-P
WALL MOUNT	07961002	HDM-W
I-BEAM MOUNT	07961102	HDM-I
CEILING MOUNT	07961202	HDM-C
GRAY MOUNTS		
PEDESTAL POLE & BASE	07961802	ACM-P
WALL MOUNT	07961902	ACM-W
I-BEAM MOUNT	07962002	ACM-I
CEILING MOUNT	07962102	ACM-C
SUSPENSION MOUNT	07962202	ACM-S
POLE MOUNT	08681802	ACM-PM
WHEEL KIT	08681302	ACM-WK
COMMERCIAL MOUNTS		
PEDESTAL POLE & BASE	08697502	CACM-P
FDA WHITE MOUNTS (FOR USE WITH WASHDOWN FAN HEADS IN FOOD SERVICE APPLICATIONS)		
PEDESTAL POLE & BASE	08682502	WACM-P
WALL MOUNT	08682602	WACM-W

## Guards & Blades

TYPE	MFG CATALOG NUMBER	MFG MODEL NUMBER
YELLOW GUARD & BLADE FOR 1/2 HP MOTOR		
24"	07961402	HD-24GB
30"	07961502	HD-30GB
SILVER GUARD & BLADE FOR 1/2 HP (HD) MOTOR		
24"	07964502	HD-24GB-C
30"	07964602	HD-30GB-C
SILVER GUARD & BLADE FOR 1/3HP & 1/4HP MOTORS		
24"	07963402	AC-24GB
30"	07963502	AC-30GB

# TPI Industrial Specialty Circulator Heads



## Features

- No cord-junction box provided for hard wiring
- Steel hub/spider aluminum paddle blades
- Coated steel guards
- Meets OSHA standards
- 1 year limited warranty
- Made in U.S.A. with domestic and foreign components.

## Motor Specifications

- All 1 Speed (except 277V which is 2 Speed)
- Totally enclosed, permanently lubricated
- Ball bearing

## Standard Models

GENERAL DESCRIPTION	MFG MODEL NUMBER	MFG CATALOG NUMBER	SIZE	CFM*		VELOCITY PROFILE CFM / Area Sq Ft	MOTOR			AMPS (HIGH)					WT. (LBS)
				HIGH	LOW		HP	RPM	VOLTS	120v 1 ph	240v 1 ph	277v 1 ph	240v 3 ph	480v 3 ph	
Hazardous Location Class I Group D Class II Group F & G Unassembled Head	ACH 24-EX1	08551902	24"	4300		6000 / 240	1/4	1725	120 or 240 1-phase	5	2.6	----	----	----	66
	ACH 30-EX1	08552002	30"	5400		7200 / 250			240 or 480 3-phase	----	----	----	1.4	0.7	69
	ACH 24-EX3	08552102	24"	4300		6000 / 240			240 or 480 3-phase	----	----	----	1.4	0.7	66
	ACH 30-EX3	08552202	30"	5400		7200 / 250				----	----	----	1.4	0.7	69
240V / 480V 3-Phase Unassembled Head	ACH 24-TE3	08552302	24"	4300		6000 / 240	1/4	1725	240 or 480 3-phase	----	----	----	1.4	0.7	45
	ACH 30-TE3	08552402	30"	5400		7200 / 250				----	----	----	1.4	0.7	48
277 Volt Assembled Head	IHP 24-H-277	08541302	24"	4300	3900	6000 / 240	1/3	1125	277 1-phase	----	----	1	----	----	40
	IHP 30-H-277	08542202	30"	5400	4700	7200 / 250				----	----	1	----	----	44
Wash down rated 120V / 240V 1-Phase Assembled Head	IHP 20-H-WD	08721902	20"	3200		5200 / 220	1/3	1725	120 or 240 1-phase	4.5	2.2	----	----	----	46
	IHP 24-H-WD	08541802	24"	4300		6000 / 240									48
	IHP 30-H-WD	08541902	30"	5400		7200 / 250									52

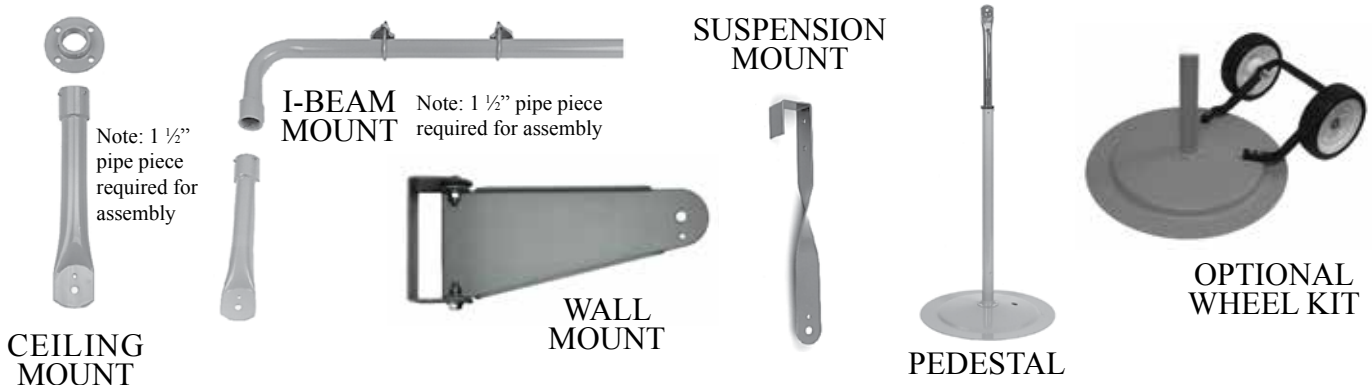
\*Measured 2 feet from face of fan

Note: Wash down rated fan heads have heavy zinc coated guards - Use FDA white coated mounts shown on page 8 for food service applications.

## Product Specifications

- Pedestal pole adjusts the center of fan from 48" to 67" and bolts to 27" diameter steel dome base with 5 carriage bolts
- I-beam mount & ceiling mount require 1 1/2" or longer pipe nipple for assembly (not supplied)
- Pole mount attaches to 4", 6", or 8" with U-bolts (not supplied)

## Standard Models



CIRCULATOR MOUNT	MFG MODEL NUMBER	MFG CATALOG NUMBER	WT. (LBS)
Pedestal	ACM-P	07961802	34
Wall Mount	ACM-W	07961902	3
I-Beam Mount	ACM-I	07962002	9
Ceiling Mount	ACM-C	07962102	3
Suspension Mount	ACM-S	07962202	2
Pole Mount	ACM-PM	08681802	5
Optional Wheel Kit	ACM-WK	08681302	4