

SIGNATURE SERIES



GL6 DUAL 6 1/2" LCR SPEAKER

One bookshelf LCR speaker with two 6 1/2" graphite woofers, 1" silk dome tweeter and 125 watt power handling. Features a seven-layer high-gloss black finish and wood framed grille with neo-magnets.

- Power Handling: 125 Watts
- Frequency Response: 46Hz - 20kHz
- Impedance: 4 ohm
- Sensitivity: 89dB 1W/1m
- Cabinet Design
- Dimensions (H x W x D): 8" x 24" x 10 1/2"

MSRP \$750.00



GS10 FLAGSHIP 10" SUB

Powered subwoofer with 10" long-excursion pulp-composite cone woofer and 250 watt multi-voltage Class D Amp. Features a seven-layer high-gloss black finish, wood framed grille with neo-magnets & brushed aluminum feet.

- Power: 250 Watt RMS Class D Amp
- Frequency Response: 28Hz - 200Hz
- Input: Left & Right Line Level, LFE
- Phase Switch: 0 - 180°
- Protection: Overload Limiter Circuit
- Power On/Off: Auto Sensing
- Crossover: 50Hz - 150Hz
- Multi-Voltage: Rear Port
- Dimensions (H x W x D): 13 1/2" x 13 1/2" x 14 1/2"

MSRP \$900.00

PROTEGE CEILING SPEAKERS



C851

- One pair of ceiling speakers w/ 8" Kevlar woofers, cast magnesium woofer baskets, 1" pivoting aluminum dome tweeters
- Power Handling: 175 Watts
- Frequency Response: 28Hz - 22kHz
- Impedance: 8 ohm
- Sensitivity: 92dB 1W/1m
- Includes Thin-Bezel Grilles held by Neo Magnets
- Diameter x Depth: 11 1/8" x 4 1/4"
- Ceiling Cut Out: 9 3/4"

MSRP \$685.00



C801

- One pair of ceiling speakers with 8" graphite woofers, 1" pivoting aluminum dome tweeters
- Power Handling: 150 Watts
- Frequency Response: 28Hz - 22kHz
- Impedance: 8 ohm
- Sensitivity: 92dB 1W/1m
- Includes Thin-Bezel Grilles held by Neo Magnets
- Diameter x Depth: 11 1/8" x 4 1/4"
- Ceiling Cut Out: 9 3/4"

MSRP \$575.00



C791

- One pair of ceiling speakers w/ 8" polypropylene woofers, 1" pivoting soft dome tweeters
- Power Handling: 125 Watts
- Frequency Response: 36Hz - 20kHz
- Impedance: 8ohm
- Sensitivity: 92dB 1W/1m
- Includes Thin-Bezel Grilles held by Neo Magnets
- Diameter x Depth: 11 1/8" x 4 1/4"
- Ceiling Cut Out: 9 3/4"

MSRP \$385.00



C646

- One pair of ceiling speakers w/ 6 1/2" Kevlar woofers, cast magnesium woofer baskets, 1" pivoting aluminum dome tweeters
- Power Handling: 150 Watts
- Frequency Response: 32Hz - 22kHz
- Impedance: 8 ohm
- Sensitivity: 92dB 1W/1m
- Includes Thin-Bezel Grilles held by Neo Magnets
- Diameter x Depth: 9 1/4" x 3 5/8"
- Ceiling Cut Out: 8 1/4"

MSRP \$550.00



C641

- One pair of ceiling speakers with 6 1/2" graphite woofers, 1" pivoting aluminum dome tweeters
- Power Handling: 125 Watts
- Frequency Response: 32Hz - 22kHz
- Impedance: 8 ohm
- Sensitivity: 92dB 1W/1m
- Includes Thin-Bezel Grilles held by Neo Magnets
- Diameter x Depth: 9 1/4" x 3 5/8"
- Ceiling Cut Out: 8 1/4"

MSRP \$450.00

PROTEGE CEILING SPEAKERS



C626

- One pair of ceiling speakers with 6 1/2" graphite woofers, 1" pivoting silk dome tweeters and 100 watt power handling.
- Power Handling: 100 Watts
- Frequency Response: 45Hz - 20kHz
- Impedance: 8 ohm
- Sensitivity: 91dB 1W/1m
- Includes Thin-Bezel Grilles held by Neo Magnets
- Diameter x Depth: 9 1/4" x 4"
- Ceiling Cut Out: 8 1/4"

MSRP \$350.00



C621

- One pair of ceiling speakers w/ 6 1/2" polypropylene woofers, 1" pivoting silk dome tweeters
- Power Handling: 100 Watts
- Frequency Response: 45Hz - 20kHz
- Impedance: 8 ohm
- Sensitivity: 91dB 1W/1m
- Includes Thin-Bezel Grilles held by Neo Magnets
- Diameter x Depth: 9 1/4" x 35/8"
- Ceiling Cut Out: 8 1/4"

MSRP \$300.00



C612

- One pair of ceiling speakers w/ 6 1/2" polypropylene woofers, 1" pivoting soft dome tweeters and 85 watt power handling.
- Power Handling: 85 Watts
- Frequency Response: 45Hz - 20kHz
- Impedance: 8ff
- Sensitivity: 91dB 1W/1m
- Includes Thin-Bezel Grilles held by Neo Magnets
- Diameter x Depth: 9 1/4" x 35/8"
- Ceiling Cut Out: 8 1/4"

MSRP \$250.00



C606

- One pair of ceiling speakers w/ 6 1/2" polypropylene woofers, 3/4" soft dome tweeters
- Power Handling: 75 Watts
- Frequency Response: 45Hz - 20kHz
- Impedance: 8 ohm
- Sensitivity: 90dB 1W/1m
- Includes Thin-Bezel Grilles held by Neo Magnets
- Diameter x Depth: 9 1/4" x 35/8"
- Ceiling Cut Out: 8 1/4"

MSRP \$200.00



C501

- One pair of ceiling speakers with 5 1/4" polypropylene woofers, 1/2" pivoting polyamide hard dome tweeters
- Power Handling: 75 Watts
- Frequency Response: 40Hz - 20kHz
- Impedance: 8 ohm
- Sensitivity: 90dB 1W/1m
- Includes Thin-Bezel Grilles held by Neo Magnets
- Diameter x Depth: 7 3/4" x 3 1/4"
- Ceiling Cut Out: 6 1/16"

MSRP \$215.00

PROTEGE CEILING LCR SPEAKERS



C1031

- One LCR ceiling speaker w/ woofer & midrange/ tweeter bridge fixed at a 15° angle. 10" Kevlar® woofer, 3" pivoting Kevlar® midrange, 1" pivoting aluminum dome tweeter, 33dB midrange & treble contour switches
- Power Handling: 200 Watts
- Frequency Response: 40Hz - 22kHz
- Impedance: 4 ohm
- Sensitivity: 92dB 1W/1m
- Includes Thin-Bezel Grille held by Neo Magnets
- Diameter x Depth: 13 3/8" x 7 5/8"
- Ceiling Cut Out: 11 7/8"

MSRP \$715.00



C871

- One LCR ceiling speaker with woofer and tweeter bridge fixed at a 15° angle. 8" Kevlar® woofer and 1" pivoting aluminum dome tweeter, 33dB bass & treble contour switches
- Power Handling: 175 Watts
- Frequency Response: 28Hz - 22kHz
- Impedance: 8 ohm
- Sensitivity: 92dB 1W/1m
- Includes Thin-Bezel Grille held by Neo Magnets
- Diameter x Depth: 11 1/8" x 5 7/8"
- Ceiling Cut Out: 9 3/4"

MSRP \$495.00



C841

- One LCR ceiling speaker w/ woofer & tweeter bridge fixed at a 15° angle. 8" graphite woofer and 1" pivoting silk dome tweeter, 33dB bass & treble contour switches
- Power Handling: 150 Watts
- Frequency Response: 40Hz - 22kHz
- Impedance: 8 ohm
- Sensitivity: 92dB 1W/1m
- Includes Thin-Bezel Grille held by Neo Magnets
- Diameter x Depth: 11 1/8" x 5 7/8"
- Ceiling Cut Out: 9 3/4"

MSRP \$425.00

PROTEGE CEILING LCR SPEAKERS



C661

- One LCR ceiling speaker with woofer and tweeter bridge fixed at a 15° angle. 6 1/2" graphite woofer and 1" pivoting aluminum dome tweeter
- Power Handling: 125 Watts
- Frequency Response: 36Hz - 22kHz
- Impedance: 8 ohm
- Sensitivity: 92dB 1W/1m
- Includes Thin-Bezel Grille held by Neo Magnets
- Diameter x Depth: 9 1/4" x 49/16"
- Ceiling Cut Out: 8 1/4"

MSRP \$315.00



C656

- One LCR ceiling speaker with woofer and tweeter bridge fixed at a 15° angle. 6 1/2" graphite woofer and 1" pivoting silk dome tweeter
- Power Handling: 100 Watts
- Frequency Response: 45Hz - 20kHz
- Impedance: 8 ohm
- Sensitivity: 91dB 1W/1m
- Includes Thin-Bezel Grille held by Neo Magnets
- Diameter x Depth: 9 1/4" x 5"
- Ceiling Cut Out: 8 1/4"

MSRP \$265.00



C651

- One LCR ceiling speaker with woofer & tweeter bridge fixed at a 15° angle. 6 1/2" polypropylene woofer and 1" pivoting silk dome tweeter
- Power Handling: 100 Watts
- Frequency Response: 45Hz - 20kHz
- Impedance: 8 ohm
- Sensitivity: 91dB 1W/1m
- Includes Thin-Bezel Grille held by Neo Magnets
- Diameter x Depth: 9 1/4" x 49/16"
- Ceiling Cut Out: 8 1/4"

MSRP \$215.00

PROTEGE INWALL LCR SPEAKERS



IW655

- One inwall LCR speaker with two 6 1/2" Kevlar® woofers, 1" pivoting aluminum dome tweeter
- Power Handling: 150 Watts
- Frequency Response: 50Hz - 20kHz
- Impedance: 8 ohm
- Sensitivity: 90dB 1W/1m
- Includes Thin-Bezel Grille held by Neo Magnets
- Dimensions (H x W x D): 9" x 16 1/8" x 3"
- Wall Cut Out (H x W): 7 1/2" x 14 1/2"

MSRP \$600.00



IW630

- One inwall LCR speaker with two 6 1/2" graphite woofers, 1" pivoting soft dome tweeter, 33dB bass & treble contour switches
- Power Handling: 125 Watts
- Frequency Response: 55Hz - 20kHz
- Impedance: 8 ohm
- Sensitivity: 90dB 1W/1m
- Includes Thin-Bezel Grille held by Neo Magnets
- Dimensions (H x W x D): 9" x 16 1/8" x 3"
- Wall Cut Out (H x W): 7 1/2" x 14 1/2"

MSRP \$500.00



IW555

- One inwall LCR speaker with two 5 1/4" Kevlar woofers, 1" pivoting aluminum dome tweeter
- Power Handling: 125 Watts
- Frequency Response: 60Hz - 20kHz
- Impedance: 8 ohm
- Sensitivity: 88dB 1W/1m
- Includes Thin-Bezel Grille held by Neo Magnets
- Dimensions (H x W x D): 8" x 15 15/16" x 37/16"
- Wall Cut Out (H x W): 63/16" x 14 1/2"

MSRP \$415.00



IW530

- One inwall LCR speaker with two 5 1/4" graphite woofers, 1" pivoting aluminum dome tweeter
- Power Handling: 100 Watts
- Frequency Response: 65Hz - 20kHz
- Impedance: 8 ohm
- Sensitivity: 88dB 1W/1m
- Includes Thin-Bezel Grille held by Neo Magnets
- Dimensions (H x W x D): 8" x 15 15/16" x 37/16"
- Wall Cut Out (H x W): 63/16" x 14 1/2"

MSRP \$340.00

PROTEGE INWALL SPEAKERS



W852

- One pair of inwall speakers with 8" Kevlar® woofers, cast magnesium woofer baskets, 1" pivoting aluminum dome tweeters,
- Power Handling: 175 Watts
- Frequency Response: 28Hz - 22kHz
- Impedance: 8 ohm
- Sensitivity: 92dB 1W/1m
- Includes Thin-Bezel Grilles held by Neo Magnets
- Dimensions (H x W x D): 147/8" x 101/8" x 33/4"
- Wall Cut Out (H x W): 135/8" x 83/4"

MSRP \$675.00



W802

- One pair of inwall speakers with 8" graphite woofers, 1" pivoting aluminum dome tweeters,
- Power Handling: 150 Watts
- Frequency Response: 28Hz - 22kHz
- Impedance: 8 ohm
- Sensitivity: 92dB 1W/1m
- Includes Thin-Bezel Grilles held by Neo Magnets
- Dimensions (H x W x D): 147/8" x 101/8" x 33/4"
- Wall Cut Out (H x W): 135/8" x 83/4"

MSRP \$565.00



W692

- One pair of inwall speakers with 61/2" Kevlar® woofers, cast magnesium woofer baskets, 1" pivoting aluminum dome tweeters
- Power Handling: 150 Watts
- Frequency Response: 32Hz - 22kHz
- Impedance: 8 ohm
- Sensitivity: 92dB 1W/1m
- Includes Thin-Bezel Grilles held by Neo Magnets
- Dimensions (H x W x D): 121/4" x 83/16" x 33/16"
- Wall Cut Out (H x W): 107/8" x 63/4"

MSRP \$590.00



W682

- One pair of inwall speakers with 61/2" graphite woofers, 1" pivoting aluminum dome tweeters
- Power Handling: 125 Watts
- Frequency Response: 32Hz - 22kHz
- Impedance: 8 ohm
- Sensitivity: 92dB 1W/1m
- Includes Thin-Bezel Grilles held by Neo Magnets
- Dimensions (H x W x D): 121/4" x 83/16" x 33/16"
- Wall Cut Out (H x W): 107/8" x 63/4"

MSRP \$475.00



W672

- One pair of inwall speakers with 61/2" polypropylene woofers, 1" pivoting silk dome tweeters
- Replaces W670 Inwall Speakers
- Power Handling: 100 Watts
- Frequency Response: 36Hz - 20kHz
- Impedance: 8 ohm
- Sensitivity: 91dB 1W/1m
- Includes Thin-Bezel Grilles held by Neo Magnets
- Dimensions (H x W x D): 121/4" x 83/16" x 31/8"
- Wall Cut Out (H x W): 107/8" x 63/4"

MSRP \$365.00



W667

- One pair of inwall speakers with 61/2" polypropylene woofers, 3/4" soft dome tweeters
- Power Handling: 75 Watts
- Frequency Response: 45Hz - 20kHz
- Impedance: 8 ohm
- Sensitivity: 90dB 1W/1m
- Includes Thin-Bezel Grilles held by Neo Magnets
- Dimensions (H x W x D): 121/4" x 83/16" x 33/16"
- Wall Cut Out (H x W): 107/8" x 63/4"

MSRP \$215.00

PROTEGE SINGLE STEREO CEILING SPEAKERS



C825TT

- One ceiling speaker with 8" dual voice coil graphite woofer, two 1" pivoting aluminum dome tweeters
- Power Handling: 150 Watts
- Frequency Response: 28Hz - 22kHz
- Impedance: 8 ohm
- Sensitivity: 92dB 1W/1m
- Includes Thin-Bezel Grille held by Neo Magnets
- Diameter x Depth: 111/8" x 41/4"
- Ceiling Cut Out: 93/4"

MSRP \$325.00



C625TT

- One ceiling speaker with 61/2" dual voice coil polypropylene woofer, two 1/2" hard dome tweeters
- Power Handling: 75 Watts
- Frequency Response: 36Hz - 20kHz
- Impedance: 8 ohm
- Sensitivity: 92dB 1W/1m
- Includes Thin-Bezel Grille held by Neo Magnets
- Diameter x Depth: 91/4" x 35/8"
- Ceiling Cut Out: 81/4"

MSRP \$190.00

PROTEGE ARCHITECTURAL SUBWOOFERS



IWS85

- Dual 8" inwall passive subwoofer with long excursion graphite woofers and a power handling capacity of 200 watts. Fits vertically in a standard 2x4 stud bay
- Power Handling: 200 Watts
- Frequency Response: 30Hz - 120Hz
- Includes Thin-Bezel Grille held by Neo Magnets
- Dimensions (H x W x D): 209/16" x 113/4" x 33/4"
- Wall Cut Out (H x W): 191/8" x 105/8"

MSRP \$625.00



IWS105

- Inwall passive subwoofer with a 10" long excursion treated paper cone woofer & inverted ferrite magnet structure with a power handling capacity of 250 watts.
- Power Handling: 250 Watts
- Frequency Response: 36Hz - 150Hz
- Includes Thin-Bezel Grille held by Neo Magnets
- Dimensions (H x W x D): 135/8" x 135/8" x 33/4"
- Wall Cut Out (H x W): 121/16" x 121/16"

MSRP \$500.00



ICS11

- Ceiling passive subwoofer with a 10" long excursion graphite woofer
- Power Handling: 175 Watts
- Frequency Response: 30Hz - 120Hz
- Includes Thin-Bezel Grille held by Neo Magnets
- Diameter x Depth: 137/16" x 53/4"
- Ceiling Cut Out: 113/4"

MSRP \$375.00



M3

- 180W high-current mono amp w/ built-in crossover network. Crossover features adjustments for Sub fine-tuning to individual room acoustics. Includes bolt-on rack ears.
- Designed for use with the IWS10 inwall subwoofer
- 180 watts single channel
- Pass through output

MSRP \$500.00

- Variable low pass crossover: 35Hz-150Hz
- LFE input
- Phase switch
- Remote power-on switching via signal sensing



BB-IWS10

- Medium Density Fiberboard (MDF) back box for the IWS105 & IWS100 inwall subs, designed to fit any standard 16" stud bay. Cuts down on translational energy vibration between adjacent walls. The IWS105 & IWS100 subs are tuned to the BB-IWS10 back box. Not for use with ICS11, ICS10, IWS85 and IWS82.
- Dimensions (H x W x D): 423/4" x 143/8" x 31/4"

MSRP \$250.00

FLOOR STANDING SUBWOOFERS



GS10

- 10" Subwoofer, Power: 250 Watts RMS
- Frequency Response: 28Hz - 200Hz
- Input: Left & Right Line Level, LFE
- Phase Switch: 0 - 180
- Protection: Overload Protection Circuit
- Power On/Off: Auto Sensing
- Crossover: 50Hz - 150Hz
- Dimensions (H x W x D): 13 1/2" x 13 1/2" x 14 1/2"

MSRP \$900.00



PS12

- 12" Subwoofer w/ Class D Amp
- 250 Watts RMS
- 28 Hz-200 Hz Frequency Response
- Low Frequency Effects Input
- Overload Protection Circuit
- Auto Power Via Signal Sensing

MSRP \$600.00

FLOOR STANDING SUBWOOFERS



PS10

- 10" Subwoofer
- 120 Watts RMS
- 32 Hz-200 Hz Frequency Response
- Low Frequency Effects Input
- Overload Protection Circuit
- Auto Power Via Signal Sensing

MSRP \$500.00



PS8

- 8" Subwoofer
- 80 Watts RMS
- 45 Hz-200 Hz Frequency Response
- Low Frequency Effects Input
- Overload Protection Circuit
- Auto Power Via Signal Sensing

MSRP \$360.00

INDOOR/OUTDOOR



AW830-BLK AW830-WHT

- One Pair Indoor/Outdoor Speakers
- 8" Polypropylene Woofer, 3" Graphite Midrange
- 1" Pivoting Soft Dome Tweeters
- 175 Watts Power Handling
- 35 Hz-20 kHz Frequency Response
- 4 Ohm Impedance
- 89 dB 1W/1m Sensitivity

MSRP \$690.00



AW650-BLK AW650-WHT

- One Pair Indoor/Outdoor Speaker
- 6.5" Polypropylene Woofer
- 1" Pivoting Supertail Soft Dome Tweeters
- 150 Watts Power Handling
- 37 Hz-20 kHz Frequency Response
- 4 Ohm Impedance
- 89 dB 1W/1m Sensitivity

MSRP \$525.00



AW525-BLK AW525-WHT

- One Pair Indoor/Outdoor Speaker
- 5.25" Polypropylene Woofer
- 1" Pivoting Supertail Soft Dome Tweeters
- 125 Watts Power Handling
- 45 Hz-20 kHz Frequency Response
- 8 Ohm Impedance
- 88 dB 1W/1m Sensitivity

MSRP \$400.00



AW400-BLK AW400-WHT

- One Pair Indoor/Outdoor Speaker
- 4" Polypropylene Woofer
- .75" Supertail Soft Dome Tweeters
- 100 Watts Power Handling
- 55 Hz-20 kHz Frequency Response
- 8 Ohm Impedance
- 87 dB 1W/1m Sensitivity

MSRP \$300.00



AW600TT-BLK AW600TT-WHT

- One Indoor/Outdoor Speaker
- 6.5" Dual VC Polypropylene Woofer
- Two 1" Pivoting Supertail Soft Dome Tweeters
- 125 Watts Power Handling
- 50 Hz-20 kHz Frequency Response
- 4 Ohm Impedance
- 91 dB 1W/1m Sensitivity

MSRP \$390.00



AW500TT-BLK AW500TT-WHT

- One Indoor/Outdoor Speaker
- 5.25" Dual VC Polypropylene Woofer
- Two 1" Pivoting Supertail Soft Dome Tweeters
- 100 Watts Power Handling
- 60 Hz-20 kHz Frequency Response
- 4 Ohm Impedance
- 89 dB 1W/1m Sensitivity

MSRP \$290.00


ROCK SPEAKERS



R800G (GRANITE) R800S (SANDSTONE)

- One Pair 8" Rock Speaker w/ Graphite Woofer
- 1" Polyamide Dome Tweeter
- 90 Watts Power Handling
- 65 Hz-20 kHz Frequency Response
- 8 Ohm Impedance
- 95 dB 1W/1m Sensitivity

MSRP \$500.00



R650G (GRANITE) R650S (SANDSTONE)

- One Pair 6.5" Rock Speaker w/ Graphite Woofer
- 1" Polyamide Dome Tweeter
- 60 Watts Power Handling
- 80 Hz-20 kHz Frequency Response
- 8 Ohm Impedance
- 88 dB 1W/1m Sensitivity

MSRP \$375.00



R800TTG (GRANITE) R800TTS (SANDSTONE)

- 8" Dual Voice Coil Graphite Woofer
- Two 1" Polyamide Dome Tweeters
- 90 Watt Power Handling
- Frequency Response: 65Hz - 20Hz
- 8 Ohm Impedance
- 90 dB 1W/1m Sensitivity

MSRP \$375.00

CENTER CHANNEL



CC550

- One 5.25" Bookshelf Center Channel w/ Kevlar Woofer
- 3" Kevlar Midrange
- 1" Aluminum Dome Tweeter
- 125 Watts Power Handling
- 40 Hz-20 kHz Frequency Response
- 8 Ohm Impedance
- 88 dB 1W/1m Sensitivity

MSRP \$415.00



CC540

- One 5.25" Bookshelf Center Channel w/ Graphite Woofer
- 3" Graphite Midrange
- 1" Aluminum Dome Tweeter
- 100 Watts Power Handling
- 70 Hz-20 kHz Frequency Response
- 8 Ohm Impedance
- 89 dB 1W/1m Sensitivity

MSRP \$315.00



CC400

- One 4" Bookshelf Center Channel Speaker
- 4" Polypropylene Woofer
- 1" Aluminum Dome Tweeter
- 85 Watts Power Handling
- 80 Hz-20 kHz Frequency Response
- 8 Ohm Impedance
- 89 dB 1W/1m Sensitivity

MSRP \$225.00

ONWALL LCR SPEAKER



F400GB (GLOSS BLACK)

- One 4" On-Wall LCR Speaker w/ Graphite Woofers
- 1" Pivoting Aluminum Dome Tweeter
- 33dB Bass & Treble Contour Switches
- 100 Watt Power Handling

MSRP \$540.00

- Frequency Response: 62Hz-20kHz
- 4 Ohm Impedance
- Sensitivity: 86dB 1W/1m

MULTIROOM CONTROLLER



M6

- Multiroom Receiver
- Six zone audio controller
- Six source inputs + 2 AM/FM Tuners
- Power: 30 watts x 12 channels
- Doorbell & telephone paging mute
- All digital amplification
- Six PMKIR master keypads with IR
- Six IR Single Flashers
- Programmable via Proficient Editor software

MSRP \$2870.00

M4

- Four Zone Audio Controller
- Six Source Inputs
- 30 Watts x 8 Channels
- Telephone Paging & Doorbell Mute
- All Digital Amplification
- Four PMKIR Master Keypads with IR
- Six IR Single Flashers
- Programmable Via Proficient Editor Software
- Premium Cast Aluminum Faceplate

MSRP \$1520.00

THE SOURCE



SOURCEKEYPAD-WHT

- High-Res, 64K Color LCD Display
- Menu, Source Component & Metadata Display
- Fully Retrofit Compatible with PMKIR Installations
- Volume Control Knob w/Back-Lit Level Indicator
- 7 Back-Lit, Configurable 'Hard Keys'
- Built-In IR Receiver
- White Version Includes White bezel
- Black version includ. black, bone & almond bezels

MSRP \$500.00



SOURCEDOCKWHT

- Converts iPod Audio Into a Balanced Audio Signal
- Converts iPod Serial Data to RS485 Data
- RJ45 Jack for CAT5 Connection
- Specifically for M4 & M6
- 1 iPod Compatible Source Dock
- 1 Source Dock Adapter
- 1 Stereo Mini to RCA Audio Cable
- Requires The Source Power Supply

MSRP \$250.00



SOURCEPOWERAUPPLY

- 24V DC 2.5 Amp Power Supply for The Source.
- Supports up to six Dock Adapters

MSRP \$50.00

M4 & M6 KEYPADS



PMKIR

- Single-gang keypad excluding source selection.
- Built-In IR Receiver.
- 8 source select buttons.
- 7 source buttons
- 4 additional buttons can be programmed for any function exc. source selection.
- Extra buttons for custom configuration.
- White, bone & almond plates & inserts.

MSRP \$125.00



PMK

- Single-gang keypad
- 8 source select buttons
- 7 source buttons can be programmed for function control
- 5 additional buttons can be programmed for any function excl. source selection
- Extra buttons for custom configuration
- White, bone & almond plates & inserts

MSRP \$110.00

M4 & M6 KEYPADS



PFK

- Function Keypad
- 14 configurable buttons.
- Ribbon cable for connection to PMKIR or PMK Master keypads.
- Extra buttons for custom configuration.
- White, bone and almond inserts

MSRP \$60.00



PNK

- Numeric Keypad
- 16 configurable buttons.
- Ribbon cable for connection to PMKIR or PMK Master keypads.
- Extra buttons for custom configuration.
- White, bone and almond inserts

MSRP \$60.00

M4 & M6 ACCESSORIES



COMMANDERINTERFACEKIT

- (1) Command Interface
- (1) USB to DB9 adapter cable
- (1) 6' DB9 to quad 3.5mm plug transfer cable
- (1) Proficient Editor Software CD
- (1) Power supply, (1) Carrying case

MSRP N/A



CONTROLMODULE

- Communication interface for M4 or M6
- Expansion Port RS232 Buffer for External Control
- Connects via Cat5 to M4 or M6 Expansion Port
- RS232 9-Pin Male Data I/O

MSRP \$200.00

INFRARED KITS



PROFICIENT ONE

- Universal IR Kit
- Replaces all previous Proficient IR Kits

Kit Contains:

- (1) Mini IR Sensor
- (1) IR Router
- (1) Tabletop Adapter
- (2) IR Dual Flashers
- (1) TV Mount Adapter
- (1) Flush Mount Adapter
- (1) IR Power Supply

MSRP \$299.00



IRSHELFTOPKIT

- (1) IR Shelf Top Receiver
- (1) IR Router
- (1) IR Power Supply-200mA
- (4) IR Single Flashers

MSRP \$200.00



IRPLASMAKIT

- (1) IR Plasma Receiver
- (1) IR Router
- (1) IR Power Supply-200mA
- (4) IR Single Flashers

MSRP \$330.00



IRMINIKIT-BLK

- (1) IR Mini Receiver
- (1) IR Router
- (1) IR Power Supply-200mA
- (4) IR Single Flashers

MSRP \$290.00



IRFISHEYEKIT

- (1) IR Fish Eye Receiver
- (1) IR Router
- (1) IR Power Supply-200mA
- (4) IR Single Flashers

MSRP \$295.00

INFRARED COMPONENTS



IRPLASMA RECEIVER

Surface-mount IR plasma receiver. The "Smart Circuit" blocks interference from plasmas or CFLs. LEDs indicate system status and IR activity. IR Terminal included

MSRP \$225.00



IRFISHEYER RECEIVER

Ambient Noise Suppression and LEDs to indicate system status and IR activity. Includes four bezels (white, black, almond, and bone) and 2 Ambient Light Restrictor(ALR) bezels for severe plasma or CFL environments. IR Terminal included

MSRP \$180.00



IRMINI RECEIVER-BLK

Surface-mount mini IR receiver features Ambient Noise Suppression and LEDs to indicate system status and IR activity. IR Terminal included

MSRP \$175.00



IRSHELFTOP RECEIVER

Shelf-top IR receiver features Ambient Noise Suppression and LEDs to indicate system status and IR activity. IR Terminal included

MSRP \$100.00



IRROUTER

Central router for Proficient IR systems. Controls IR receivers and Flashers. Equipped with 3.5mm mini jacks. Multiple IR Routers can be cascaded.

MSRP \$75.00



IRPOWERSUPPLY-250MA

12V DC, 200mA regulated power supply designed for use in small to moderate IR systems. Powers the IR Receivers, IR Router, IR Hub and IR Flashers

MSRP \$20.00



IRSINGLEFLASHER

LED flashes red to indicate operation. Features docking port which allows quick installation of IR Flasher on a component, as well as easy removal of IR Flasher. Includes an 8' wire for painless hookup to IR Router or IR Hub

MSRP \$20.00



IRDUALFLASHER

LEDs flash red to indicate operation. Features docking ports which allow quick installation of IR Flashers on components, as well as easy removal of IR Flashers. The Dual IR Flasher splits to two 8' wires for easy hookup to IR Router or IR Hub.

MSRP \$30.00

VOLUME CONTROLS



VC60I

- 60W impedance-balancing volume control with autoformer
- Fits in most single-gang J-boxes and plaster rings
- Includes white, bone and almond plates, inserts and knobs
- Frequency Response: 20Hz - 20kHz
- Total Attenuation: 42dB (max)

MSRP \$70.00



VC45I

- 45W impedance-balancing volume control with autoformer
- Fits in most single-gang J-boxes and plaster rings
- Includes white, bone and almond plates, inserts and knobs
- Frequency Response: 20Hz - 20kHz
- Total Attenuation: 42dB (max)

MSRP \$40.00



VCS60

- 60W stereo volume control with autoformer
- Fits in most single-gang J-boxes and plaster rings
- Includes white, bone and almond plates, inserts and knobs
- Frequency Response: 20Hz - 20kHz
- Total Attenuation: 42dB (max)

MSRP \$55.00



VC60SL

- 60W slider stereo volume control
- Fits in most single-gang J-boxes and plaster rings
- Includes white, bone and almond plates, inserts and knobs
- Frequency Response: 20Hz - 20kHz
- Total Attenuation: 42dB (max)

MSRP \$85.00



VC60AW

- 60-watt weather resistant volume control
- Fits onto 3/4" conduit or can be surface mounted
- Available in Gray
- Frequency Response: 20Hz - 20kHz
- Total Attenuation: 42dB (max)

MSRP \$100.00

SPEAKER SELECTORS



SS4VC

- 4 Pair Transformer-Based On/Off Speaker Selector with Volume Controls
- Power Handling: 60 watts per channel.
- Frequency Response: 20Hz - 20kHz.
- Protection: Front mounted switch & rear override.
- Includes Area Labels.

MSRP \$370.00



SS8P

- 8 Pair Speaker Selector
- Power Handling: 125 watts per channel.
- Frequency Response: 20Hz - 20kHz.
- Protection: Front mounted switch & rear override.
- Includes Area Labels.

MSRP \$230.00



SS4P

- 4 Pair Speaker Selector
- Power Handling: 125 watts per channel.
- Frequency Response: 20Hz - 20kHz.
- Protection: Front mounted switch & rear override.
- Includes Area Labels.

MSRP \$140.00

PRE-CONSTRUCTION BRACKETS

PCB-C800

- One pair of pre-construction brackets for new construction. Fits 8" ceiling speakers, 8" single stereo ceiling speakers and 8" ceiling LCR speakers.

MSRP \$35.00

PCB-C600

- One pair of pre-construction brackets for new construction. Fits 6 1/2" ceiling speakers, 6 1/2" single stereo ceiling speakers and 6 1/2" ceiling LCR speakers.

MSRP \$35.00

PCB-C500

- One pair of pre-construction brackets for new construction. Fits 5 1/4" ceiling speakers.

MSRP \$35.00



PCB-W800

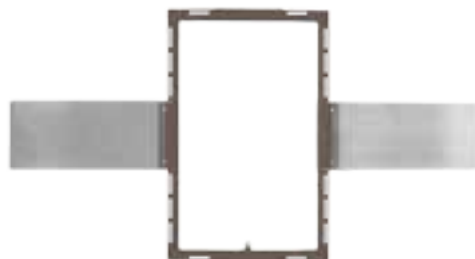
- One pair of pre-construction brackets for new construction. Fits 8" inwall speakers.

MSRP \$35.00

PCB-W600

- One pair of pre-construction brackets for new construction. Fits 6 1/2" inwall speakers.

MSRP \$35.00



PCB-C800 EXTENSION WINGS

- One pair of 15" extension wings for PCB-C800 pre-construction brackets.

MSRP \$12.00

PCB-C600 EXTENSION WINGS

- One pair of 15" extension wings for PCB-C600 pre-construction brackets.

MSRP \$12.00

PCB-C500 EXTENSION WINGS

- One pair of 15" extension wings for PCB-C500 pre-construction brackets.

MSRP \$12.00



PCB-IW600


- One each pre-construction bracket for new construction. Fits 6 1/2" inwall LCR speakers.

MSRP \$35.00

PCB-IW500

- One each pre-construction bracket for new construction. Fits 5 1/4" inwall LCR speakers.

MSRP \$35.00



PRE-CONSTRUCTION BRACKETS

CTB-C800

- One each ceiling tile bracket used in drop ceiling and T-bar type ceiling applications.
Fits 8" ceiling speakers, 8" single stereo ceiling speakers and 8" ceiling LCR speakers.

MSRP \$35.00

CTB-C600

- One each ceiling tile bracket used in drop ceiling and T-bar type ceiling applications.
Fits 6 1/2" ceiling speakers, 6 1/2" single stereo ceiling speakers and 6 1/2" ceiling LCR speakers.

MSRP \$35.00



BACK BOXES



BB-IWS10

- Medium Density Fiberboard (MDF) back box for the IWS105 & IWS100 inwall subs, designed to fit any standard 16" stud bay. Cuts down on translational energy vibration between adjacent walls. The IWS105 & IWS100 subs are tuned to the BB-IWS10 back box. Not for use with ICS11, ICS10, IWS85 and IWS82.
- Dimensions (H x W x D): 423/4" x 143/8" x 31/4"

MSRP \$250.00

BACK BOXES



BB-W600

- One metal back box for W665/670/680/690 inwall speakers. UL-263-03 1-hour fire rating.

MSRP \$105.00



BB-C800

- One metal back box. UL-263-03 1-hour fire rating.
- Fits C790/800/850/870/800TT/850TT ceiling speakers

MSRP \$105.00



BB-C650

- One metal back box. UL-263-03 1-hour fire rating.
- Fits C605/610/620/640/645/650/660/600 TT ceiling speakers. CMB-24 Mounting bars are needed when installing in ceiling joists 24" on-center or suspended

MSRP \$105.00



CMB-24

- 24" Mounting Bars For BB-C650
- These 24" mounting bars are designed to fit the Proficient BB-C650 back box and allow the back box to be mounted to 24" ceiling joists.

MSRP \$30.00

PRE-CONSTRUCTION BRACKETS

CPC-800

- One pair of white cover plates for 8" ceiling speakers, 8" single stereo ceiling speakers and 8" ceiling LCR speakers.

MSRP \$40.00

CPC-600

- One pair of white cover plates for 6 1/2" ceiling speakers, 6 1/2" single stereo ceiling speakers and 6 1/2" ceiling LCR speakers.

MSRP \$40.00



CPW-600

- One pair of white cover plates for 6 1/2" inwall speakers.

MSRP \$40.00

