

For The Most Updated Information,
Please Visit Our Web Site
www.multilinkbroadband.com

Table of Contents:




Multilink Premise Wiring Products

Section 1 - Architectual Multichannel Raceway	1-5
Section 2 - Architectual Cove Molding	6-10
Section 3 - Architectual Raceway	11-21
Section 4 - Architectual Steel Raceway	22-25


Manufacturing of Raceway Systems Since 1979.

Major Manufacturing and R&D Facilities Located in Elyria, Middlefield, and North Lima Ohio.






Architectural Multi-Channel 4" Power, Data, Voice, Coaxial and Fiber Cabling



Large Capacity Raceway
Route Power and Communications Cabling Simultaneously
Aesthetically Pleasing Design
Meets TIA Minimum Requirements for Bend Radius

UL Listed 




Multi-Channel 4" Architectural



Power or Data Installation Are As Easy As 1-2-3.

Fiber-Optic and Category 5, 5E & 6 1" Bend Radius Compliant

**Modular In-Line Power and Data Boxes.
Easy Interlocking Installation.
Standard Single Gang Footprint Accepts off the Shelf Duplex and Connectivity Face Plates.**


 Power Rated to 600V (UL)

Power Installations



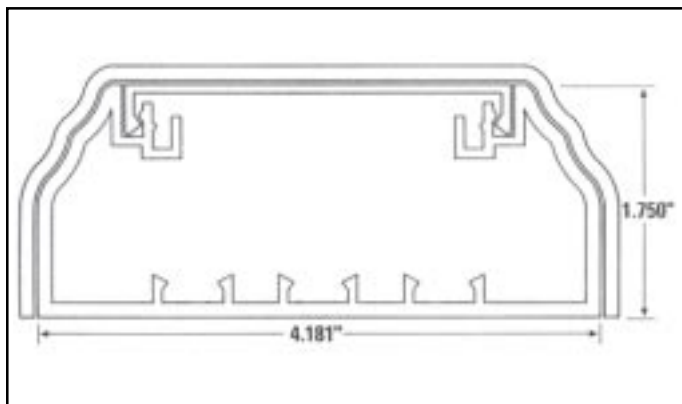
Data Installations



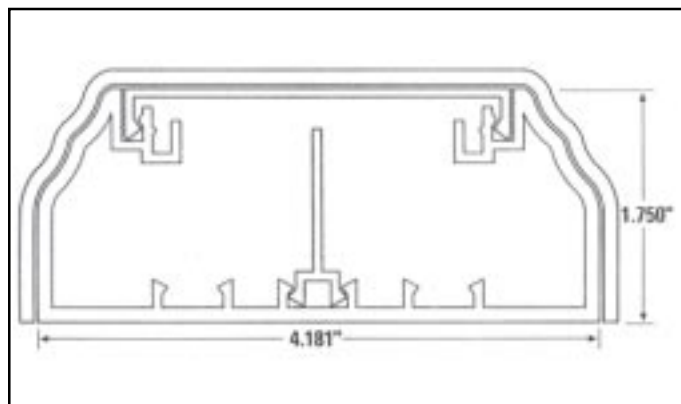


6 Different Modular Designs Allow for Greater Flexibility in One Raceway System.

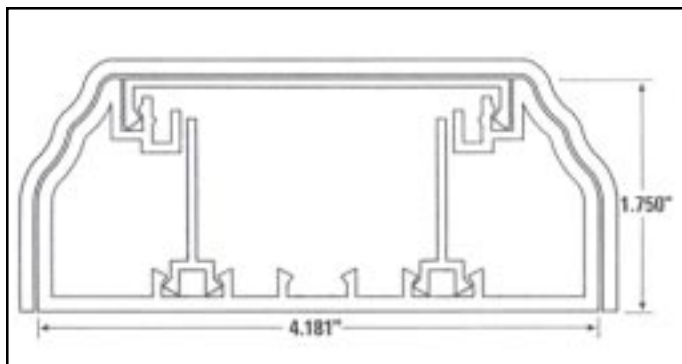
Fiber-Optic and Category 5, 5E & 6 1" Bend Radius Compliant



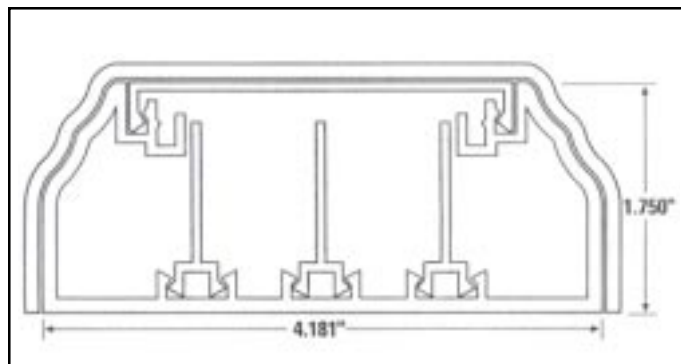
MRM 400-xx-T Base and Cover Only.



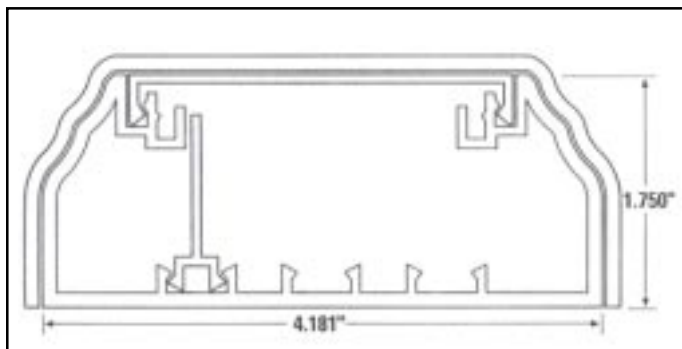
MRM 400-xx-T Base and Cover
MRF 400-D-xx Divider
Shown with one divider in center.



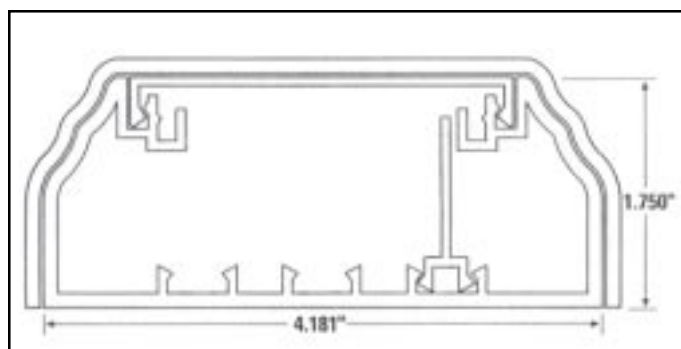
MRM 400-xx-T Base and Cover
MRF 400-D-xx Divider
Shown with two dividers.




MRM 400-xx-T Base and Cover
MRF 400-D-xx Divider
Shown with three dividers.



MRM 400-xx-T Base and Cover
MRF 400-D-xx Divider
Shown with one divider on left side only.



MRM 400-xx-T Base and Cover
MRF 400-D-xx Divider
Shown with one divider on right side only.



Multi-Channel 4" Architectural

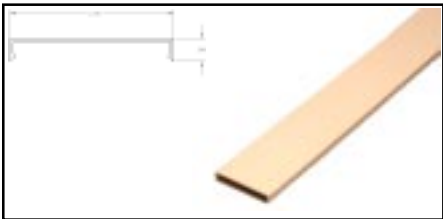
Fiber-Optic and Category 5, 5E & 6 1" Bend Radius Compliant



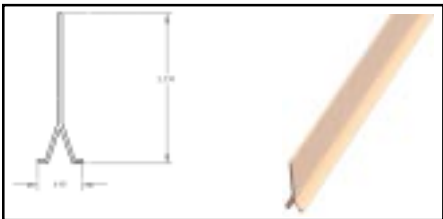
Ordering Information

Part No.	Description
----------	-------------

MRM 400-xx-T-	4" Multichannel Raceway Base and Cover 8'ft.
---------------	--



MRM 400-C-xx-	4" Multichannel Raceway Cover.
---------------	--------------------------------



MRM 400-D-xx-	4" Universal Divider for 4" Multichannel Raceway (8' or 10' Length Available)
---------------	--



MRF400-DB-	Data box for MultiChannel 4" raceway
------------	--------------------------------------



MRF400-PB-	Power box for MultiChannel 4" raceway
------------	---------------------------------------



MRF400-FER-	Flat elbow for MultiChannel 4" raceway
-------------	--


UL Listed



Phone (440) 366-6966
FAX (440) 366-1033
www.multilinkbroadband.com
Email: engsupport@multilinkinc.com







I = Ivory	W = White	OW = Office White	EI = Electric Ivory
Standard Colors: (add to end of part number)			





Fiber-Optic and Category 5, 5E & 6 1" Bend Radius Compliant

Ordering Information

Part No.	Description
	MRF400-ICR- Inside corner for MultiChannel 4" raceway
	MRF400-EC- End cap for MultiChannel 4" raceway
	MRF400-OCR- Outside corner for MultiChannel 4" raceway
	MRF400-TBT- Transition box for MultiChannel 4" raceway
	MRF400-WR- Wire retainer for MultiChannel 4" raceway
	MRF400-JC- Seam cover for MultiChannel 4" raceway

UL Listed




Phone (440) 366-6966
 FAX (440) 366-1033
www.multilinkbroadband.com
 Email: engsupport@multilinkinc.com



--	--	--	--

I = Ivory W = White OW = Office White EI = Electric Ivory
 Standard Colors: (add to end of part number)



**Architectural Wave Hinged Cove
Raceway Systems**


**Fast Mounting & Attractively Blends
into the Ceiling**



Architectural Wave Hinged Cove Raceway holds category 5 cables to a 1" bend radius thus maintaining end to end connectivity, even when filled to capacity or pulled through the raceway.

The Raceway is available with an adhesive back for fast and easy Installation.

Aesthetically blends with drop ceilings. Efficient for moves, adds and changes. No need to move furniture.





Architectural Plastic Wave Molding For Interior Use Only

Category 6 1" Bend Radius

Architectural Wave Molding is ideal for running down long raceways or where the wall surface is uneven and wavy. The natural look makes it ideal for high visibility areas. It is UL Listed and standard coloring is white and beige, although custom colors are available on orders of 3,000 ft. or more.

Fiber-Optic and Category 5, 5E, & 6, 1" Bend Radius Compliant



Ordering Information

Part No.	Size	Description	
84125-W-	2-1/2" X 8'	Wave Molding	
84125-WH-	2-1/2" X 8'	Wave Hinge Molding	
84125-W/WH-AB-	2-1/2" X 8'	Adhesive Tape Option	
84130-WH-	2-3/4" X 8'	Wave Molding	
84140-W-	4" X 8'	Wave Molding	
84140-WH-	4" X 8'	Wave Hinge Molding	
84125-IEW-	2-1/2"	Wave Inside Elbow	
84130-IEWL-	2-3/4"	Wave Inside Elbow	
MCF25-IR-		Inside Radius Fitting	
84125-OEW-	2-1/2"	Wave Outside Elbow	
84130-OEWL-	2-3/4"	Wave Outside Elbow	
MCF26-OR-		Outside Radius Fitting	
84125-CW-	2-1/2"	Wave End Cap	
84130-CW-	2-3/4"	Wave End Cap	
MCF27-T-	2-1/2"	Tee Fitting	10 Pcs

Add **L** after part number for this option. Lance

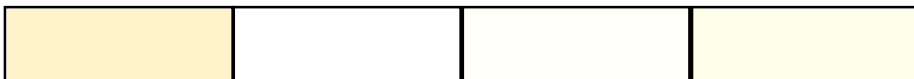
UL Listed
Material

Phone (440) 366-6966


FAX (440) 366-1033

www.multilinkbroadband.com

Email: engsupport@multilinkinc.com




I = Ivory W = White OW = Office White EI = Electric Ivory
Standard Colors: (add to end of part number)



Cove Molding

Fiber-Optic and Category 5, 5E & 6 1" Bend Radius Compliant



Cove Molding is ideal for running down long raceways where the wall surface is wavy. The base can hold up to two covers of molding for an installation. The finished look is ideal for high visibility areas. Standard color is beige but custom colors are available on orders of 3,000 ft. or more.

UL Listed
Material

Ordering Information

Part No.	Size	Description	Ft/Ctn
84101-VM-	1" X 8'	Cove Molding	400'
84108-VM-	2-1/16" X 8'	Cove Molding	320'
84108-HVM-	2-1/16" X 8'	Hinged Cove Molding	224'
84125-VM-	2-3/4" X 8'	Cove Molding	240'
84135-VM-	3" X 8'	Cove Molding	160'

Custom Colors are Available for Multilink Interior Plastic Moldings with a Minimum Order of 3,000 Ft.

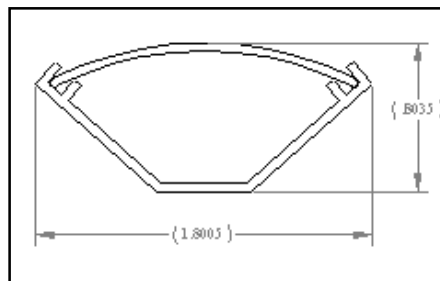
84106-IEVL-	2-1/16" X 6"	Cove Inside Elbow
84125-IEVL-	2-3/4" X 6"	Cove Inside Elbow
MCF25-IR-		Inside Radius Fitting

84107-OEVL-	2-1/16"	Cove Outer Elbow
84130-OEVL -	2-3/4"	Cove Outer Elbow
MCF26-OR-		Outside Radius Fitting

84108-CV-	2-1/16" X 8"	Cove End Cap
84101-CV-	1" X 8"	Cove End Cap
84125-CV-	2-3/4" X 8"	Cove End Cap

84020-FDS-	8" X 1/2"	2 pc. finger drop splice with adhesive backing.
------------	-----------	---

Custom Colors are Available for Multilink Interior Plastic Fittings with a Minimum Order of 500 Pcs.




Phone (440) 366-6966

FAX (440) 366-1033


www.multilinkbroadband.com

Email: engsupport@multilinkinc.com




I = Ivory W = White OW = Office White EI = Electric Ivory
Standard Colors: (add to end of part number)





Crown Molding

Fiber-Optic and Category 5, 5E & 6 1" Bend Radius Compliant




Part No.	Dimension
84130-CH	1-3/4"

Built in Lance

is available on all Raceway Molding styles but, MultiChannel.

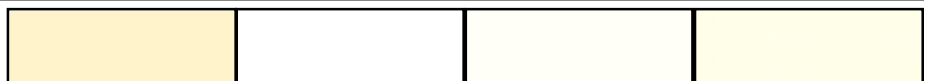
Add L to end of part number for this options.




Patent Pending

 UL Listed Material

Phone (440) 366-6966
 FAX (440) 366-1033
www.multilinkbroadband.com
 Email: engsupport@multilinkinc.com



I = Ivory W = White OW = Office White EI = Electric Ivory
 Standard Colors: (add to end of part number)




The Ultimate in Moldings

Fiber-Optic and Category 5, 5E & 6 1" Bend Radius Compliant



Ordering Information

Part No.	Size	Description	Ft/Ctn
MRMWC8-	8'	Two Piece Design Base mounts to wall with screws and cover snaps onto base.	
MRFWC-SC-		Century Crown Seam Cover	
MRFWC-IRC- MCF26-OR-		Century Crown Inside Corner with Outside Radius Fitting	
MRFWC-OCR- MCF25-IR-		Century Crown Outside Corner with Inside Radius Fitting	
MRFWC-EC-		Century Crown End Cap	
UL Listed Material			




Phone (440) 366-6966

FAX (440) 366-1033

www.multilinkbroadband.com


Email: engsupport@multilinkinc.com



W = White

B = Beige

Standard Colors: (add to end of part number)



**Fiber-Optic and Category 5, 5E & 6 1"
Bend Radius Compliant**

**Fast Mounting
One Piece Design**



UL Listed
Material

Architectural MultiRaceway holds communication cables to a 1 inch bend radius, thus maintaining end to end connectivity, even when filled to capacity or pulled through the raceway.

The one piece design constructed of 94V-0 rigid vinyl, features a highly flexible hinge and self-locking latch. This can be easily accessed as many times as necessary, without stress cracking or discoloration. Along with a wider base, aggressive adhesive backing option, and availability in 3 sizes, makes installation quick, easy, and secure.

Category 6 Compliant Architectural MultiRaceway.

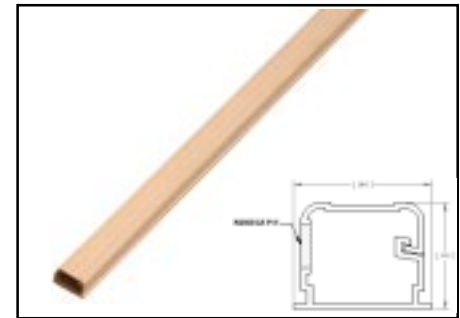


Fiber-Optic and Category 5, 5E & 6 1" Bend Radius Compliant

Ordering Information

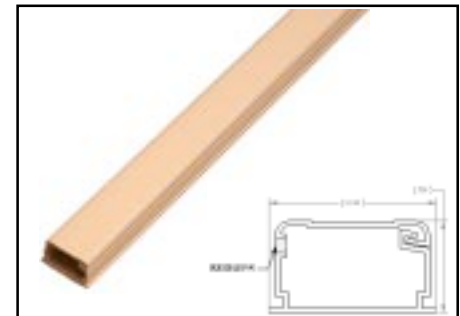
3/4" Size - MultiRaceway

Part No.	Description	Color	Size	Std. Ctn.Qty.
MRM75-I-T	The MultiRaceway is an adhesive backed, highly flexible, one piece design that installs quickly and easily. Fittings incorporate a minimum 1" bend radius, thus maintaining end to end connectivity, even when filled to capacity or pulled through the raceway.	Ivory	3/4"W x 1/2"H x 6'L	120 ft.
MRM75-W-T		White	3/4"W x 1/2"H x 6'L	120 ft.
MRM75-OW-T		Office White	3/4"W x 1/2"H x 6'L	120 ft.
MRM75-EI-T		Electric Ivory	3/4"W x 1/2"H x 6'L	120 ft.



1-1/4" Size - MultiRaceway

Part No.	Description	Color	Size	Std. Ctn.Qty.
MRM12-I-T	The MultiRaceway is an adhesive backed, highly flexible, one piece design that installs quickly and easily. Fittings incorporate a minimum 1" bend radius, thus maintaining end to end connectivity, even when filled to capacity or pulled through the raceway.	Ivory	1-1/4"W x 3/4"H x 6'L	120 ft.
MRM12-W-T		White	1-1/4"W x 3/4"H x 6'L	120 ft.
MRM12-OW-T		Office White	1-1/4"W x 3/4"H x 6'L	120 ft.
MRM12-EI-T		Electric Ivory	1-1/4"W x 3/4"H x 6'L	120 ft.



1-3/4" Size - MultiRaceway

Part No.	Description	Color	Size	Std. Ctn.Qty.
MRM17-I-T	The MultiRaceway is an adhesive backed, highly flexible, one piece design that installs quickly and easily. Fittings incorporate a minimum 1" bend radius, thus maintaining end to end connectivity, even when filled to capacity or pulled through the raceway.	Ivory	1-3/4"W x 1"H x 6'L	120 ft.
MRM17-W-T		White	1-3/4"W x 1"H x 6'L	120 ft.
MRM17-OW-T		Office White	1-3/4"W x 1"H x 6'L	120 ft.
MRM17-EI-T		Electric Ivory	1-3/4"W x 1"H x 6'L	120 ft.



UL Listed
Material

Custom color available, minimum order 3000ft. for raceway, 500 pcs, for fittings

Phone (440) 366-6966

FAX (440) 366-1033

www.multilinkbroadband.com


Email: engsupport@multilinkinc.com



I = Ivory W = White OW = Office White EI = Electric Ivory

Standard Colors: (add to end of part number)





MultiClear Surface Raceway.

Fiber-Optic and Category 5, 5E & 6 1" Bend Radius Compliant

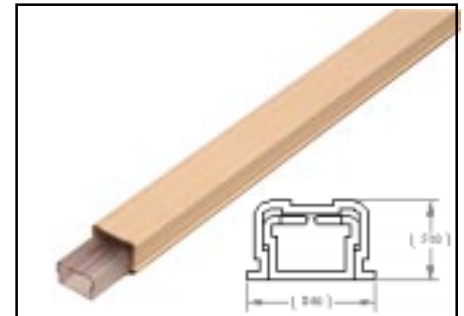


The MultiClear Raceway utilizes flexible vinyl flaps for ease of cable entry and quick visual cable identification and simplifies cable installation. It's two piece design has a clear base and solid covers available in ivory, white, office white, or electric ivory. This raceway utilizes all category 5 radius fittings.

Ordering Information

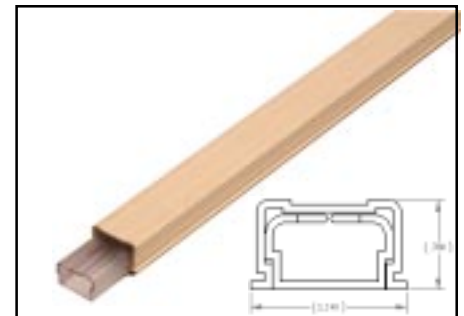
3/4" Size - MultiClear

Part No.	Description	Color	Size	Std. Ctn.Qty.
MRC75-I-T	The MultiRaceway is an adhesive backed, highly flexible, two piece design that installs quickly and easily. Fittings incorporate a minimum 1" bend radius, thus maintaining end to end connectivity, even when filled to capacity or pulled through the raceway.	Ivory	3/4"W x 1/2"H x 6'L	120 ft.
MRC75-W-T		White	3/4"W x 1/2"H x 6'L	120 ft.
MRC75-OW-T		Office White	3/4"W x 1/2"H x 6'L	120 ft.




1-1/4" Size - MultiClear

Part No.	Description	Color	Size	Std. Ctn.Qty.
MRC12-I-T	The MultiRaceway is an adhesive backed, highly flexible, two piece design that installs quickly and easily. Fittings incorporate a minimum 1" bend radius, thus maintaining end to end connectivity, even when filled to capacity or pulled through the raceway.	Ivory	1-1/4"W x 3/4"H x 6'L	120 ft.
MRC12-W-T		White	1-1/4"W x 3/4"H x 6'L	120 ft.
MRC12-OW-T		Office White	1-1/4"W x 3/4"H x 6'L	120 ft.



1-3/4" Size - MultiClear

Part No.	Description	Color	Size	Std. Ctn.Qty.
MRC17-I-T	The MultiRaceway is an adhesive backed, highly flexible, two piece design that installs quickly and easily. Fittings incorporate a minimum 1" bend radius, thus maintaining end to end connectivity, even when filled to capacity or pulled through the raceway.	Ivory	1-3/4"W x 1"H x 6'L	120 ft.
MRC17-W-T		White	1-3/4"W x 1"H x 6'L	120 ft.
MRC17-OW-T		Office White	1-3/4"W x 1"H x 6'L	120 ft.



UL Listed
Material

Phone (440) 366-6966

FAX (440) 366-1033

www.multilinkbroadband.com

Email: engsupport@multilinkinc.com



--	--	--	--

I = Ivory W = White OW = Office White EI = Electric Ivory
Standard Colors: (add to end of part number)

Fiber-Optic and Category 5, 5E &
6 1" Bend Radius Compliant

Ordering Information

Tee Fittings

Part No.	Description	Size	Std. Ctn.Qty.
MRF75-TRT-	For use with MRM75 or MRC75 MultiRaceway. Tee fitting includes cover and base.	3/4"	10 pcs.
MRF12-TRT-	For use with MRM12 or MRC12 MultiRaceway. Tee fitting includes cover and base.	1-1/4"	10 pcs.
MRF17-TRT-	For use with MRM17 or MRC17 MultiRaceway. Tee fitting includes cover and base.	1-3/4"	10 pcs.



Reducer Fittings

Part No.	Description	Size	Std. Ctn.Qty.
MRF75-R2-	For use with MRM75 or MRC75 MultiRaceway. Reducer fitting includes cover only-no base required.	3/4" X 1-1/4"	10 pcs.
MRF12-R7-	For use with MRM12 or MRC12 MultiRaceway. Reducer fitting includes cover only-no base required.	3/4" X 1-3/4"	10 pcs.
MRF17-R7-	For use with MRM17 or MRC17 MultiRaceway. Reducer fitting includes cover only-no base required.	1-1/4" X 1-3/4"	10 pcs.



Joint Cover Fittings

Part No.	Description	Size	Std. Ctn.Qty.
MRF75-JC-	For use with MRM75 or MRC75 MultiRaceway. Joint Cover fitting includes cover only-no base required.	3/4"	10 pcs.
MRF12-JC-	For use with MRM12 or MRC12 MultiRaceway. Joint Cover fitting includes cover only-no base required.	1-1/4"	10 pcs.
MRF17-JC-	For use with MRM17 or MRC17 MultiRaceway. Joint Cover fitting includes cover only-no base required.	1-3/4"	10 pcs.



UL Listed
Material

Custom color available, minimum order 3000ft. for raceway, 500 pcs, for fittings

Phone (440) 366-6966

FAX (440) 366-1033

www.multilinkbroadband.com

Email: engsupport@multilinkinc.com



I = Ivory

W = White

OW = Office White

EI = Electric Ivory

Standard Colors: (add to end of part number)





Fiber-Optic and Category 5, 5E &
6 1" Bend Radius Compliant

Ordering Information



Inside Corner Fittings

Part No.	Description	Size	Std. Ctn.Qty.
MRF75-ICR-	For use with MRM75 or MRC75 MultiRaceway. Inside Corner fitting includes cover and base.	3/4"	10 pcs.
MRF12-ICR-	For use with MRM12 or MRC12 MultiRaceway. Inside Corner fitting includes cover and base.	1-1/4"	10 pcs.
MRF17-ICR-	For use with MRM17 or MRC17 MultiRaceway. Inside Corner fitting includes cover and base.	1-3/4"	10 pcs.



Outside Corner Fittings

Part No.	Description	Size	Std. Ctn.Qty.
MRF75-OCR-	For use with MRM75 or MRC75 MultiRaceway. Outside Corner fitting includes cover and base.	3/4"	10 pcs.
MRF12-OCR-	For use with MRM12 or MRC12 MultiRaceway. Outside Corner fitting includes cover and base.	1-1/4"	10 pcs.
MRF17-OCR-	For use with MRM17 or MRC17 MultiRaceway. Outside Corner fitting includes cover and base.	1-3/4"	10 pcs.



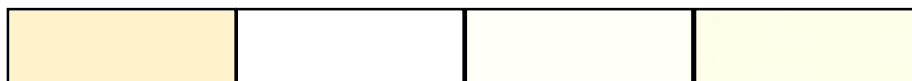
Flat Elbow Corner Fittings

Part No.	Description	Size	Std. Ctn.Qty.
MRF75-FER-	For use with MRM75 or MRC75 MultiRaceway. Flat elbow Corner fitting includes cover and base.	3/4"	10 pcs.
MRF12-FER-	For use with MRM12 or MRC12 MultiRaceway. Flat elbow Corner fitting includes cover and base.	1-1/4"	10 pcs.
MRF17-FER-	For use with MRM17 or MRC17 MultiRaceway. Flat elbow Corner fitting includes cover and base.	1-3/4"	10 pcs.


UL Listed
Material

Custom color available, minimum order 3000ft. for raceway, 500 pcs. for fittings

Phone (440) 366-6966
FAX (440) 366-1033
www.multilinkbroadband.com
Email: engsupport@multilinkinc.com



I = Ivory W = White OW = Office White EI = Electric Ivory
Standard Colors: (add to end of part number)



Fiber-Optic and Category 5, 5E &
6 1" Bend Radius Compliant

Ordering Information

End Cap Fittings

Part No.	Description	Size	Std. Ctn.Qty.
MRF75-EC-	For use with MRM75 or MRC75 MultiRaceway. End Cap fitting includes cover only-no base required.	3/4"	10 pcs.
MRF12-EC-	For use with MRM12 or MRC12 MultiRaceway. End Cap fitting includes cover only-no base required	1-1/4"	10 pcs.
MRF17-EC-	For use with MRM17 or MRC17 MultiRaceway. End Cap fitting includes cover only-no base required	1-3/4"	10 pcs.



Wall Entry Fittings

Part No.	Description	Std. Ctn.Qty.
MRFUV-WE-	For use with all sizes of architectural MultiRaceway. Wall Entry fitting includes cover and base.	10 pcs.



Ceiling Entry Fittings

Part No.	Description	Size	Std. Ctn.Qty.
MRF75-CE-	For use with MRM75 or MRC75 MultiRaceway. Ceiling Entry fitting includes cover and mounting clip.	3/4"	10 pcs.
MRF12-CE-	For use with MRM12 or MRC12 MultiRaceway. Ceiling Entry fitting includes cover and mounting clip.	1-1/4"	10 pcs.
MRF17-CE-	For use with MRM17 or MRC17 MultiRaceway. Ceiling Entry fitting includes cover and mounting clip.	1-3/4"	10 pcs.



UL Listed
Material

Custom color available, minimum order 3000ft. for raceway, 500 pcs, for fittings

Phone (440) 366-6966

FAX (440) 366-1033

www.multilinkbroadband.com

Email: engsupport@multilinkinc.com



I = Ivory


W = White

OW = Office White

EI = Electric Ivory

Standard Colors: (add to end of part number)





Surface Mount Junction Boxes and Face Plates

Ordering Information


Surface Mount Junction Boxes

Part No.	Description	Size	Std. Ctn. Qty.
MJB-1-	Single gang surface mount box will accommodate any single gang face plate. Knockouts on 4 sides. Includes base, top and mounting screws.	3-1/4" x 5" x 2"	10 pcs.
MJB-2-	Double gang surface mount box will accommodate double gang face plates. Knockouts on 4 sides. Includes base, top and mounting screws.	3-1/4" x 5" x 2"	10 pcs.



Single Gang Face Plates

Part No.	Description	Size	Std. Ctn. Qty.
MWP-13-	Single gang face plate accommodates our category 5 multijacks as well as other keystone jacks. 3-port capacity includes mounting screws and fill tabs.	2-3/4" x 4" 1/2"	50 pcs.
MWP-16-	Single gang face plate accommodates our category 5 multijacks as well as other keystone jacks. 6-port capacity includes mounting screws and fill tabs.	2-3/4" x 4" 1/2"	50 pcs.



UL Listed
Material

Custom color available, minimum order 3000ft. for raceway, 500 pcs, for fittings

Phone (440) 366-6966
FAX (440) 366-1033
www.multilinkbroadband.com
Email: engsupport@multilinkinc.com



I = Ivory W = White OW = Office White EI = Electric Ivory
Standard Colors: (add to end of part number)

Protruding and Recessed Wall Plates High Impact Plastic

Ordering Information

- Unique protrusion and indentation protects cable/wiring and/or connectors from contact with furniture, TV, and other household appliances that are routinely placed close to the wall.
- Perfectly suited for both CATV and LAN applications.
- Recommended for residential and institutional application. Perfect for college dorm rooms, offices, and in the home.
- Protect your investment and avoid costly repair calls.
- Can be customized to fit any size connector or cable.



Part No.	Description	Qty/Ctn
WP-2SP	Protruding Wall Plate W/dual K/O	100



Part No.	Description	Qty/Ctn
WP-1SR	Recessed Wall Plate	100



Part No.	Description	Qty/Ctn
SWWICT	Ivory Protruding Wall plate for MOD Jack and F81	100
SWWWCT	White Protruding Wall plate for MOD Jack and F81	100



Custom Lasered Logo Shown Here

Wall Plate Box/Junction Box

2 Piece Wall Plate Box



This 2-piece wall plate box offers 4 knockout entry holes which are ideal for a 4-way junction box. The 2 pc. wall box can easily be mounted to an uneven surface.

Part No.	Size
84512-SWB	4-1/2" x 2-1/2" x 1"

With Full Backing



This wall plate box with a back has the same features as the 84421-SWB along with a full backing and a 2 stage knockout with 1/2" I.D. and 1" O.D. Also four mounting holes and two knockouts on each side.

Part No.	Size
84430-SWB	4-1/2" x 2-1/2" x 1"

Wall Plate Box/Junction Box



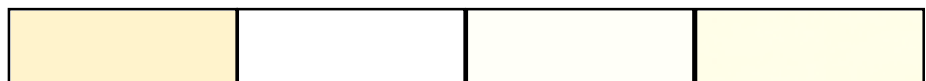
Installing directional taps and passive equipment on hard concrete walls or areas where there are no outlet holes can be a problem without the use of a junctions box.

Part No.	Size
84421-SWB	4-1/2" x 2-1/2" x 1"


UL Listed
Material

Custom color available, minimum order 3000ft. for raceway, 500 pcs, for fittings

Phone (440) 366-6966
FAX (440) 366-1033
www.multilinkbroadband.com
Email: engsupport@multilinkinc.com



I = Ivory W = White OW = Office White EI = Electric Ivory
Standard Colors: (add to end of part number)

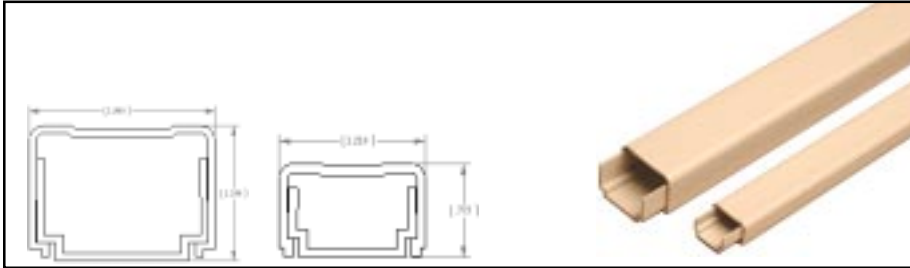


Architectural MultiRaceway Systems

MultiRaceway Molding Featuring 3" radius Ultra High Security Locking System

Ordering Information

Lock Molding



3" Bend Radius Meets Coax drop cable return path bend radius standards.

UL Listed
Material

Part No.	Size	Description
MRL20- exterior	2"W x 23/64"H x 8'L	Lock-molding top/bottom
MRL10- exterior	3/4"W x 13/16"H x 8'L	Lock-molding top/bottom

Outside Corner Fitting



Part No.	Description
MRF25-OCR-	2" Outside Corner Fitting. Cover and Base Included.
MRF34-OCR-	3/4" Outside Corner Fitting. Cover and Base Included.

Elbow Fittings



Part No.	Description
MRF25-FER-	2" Flat Elbow Fitting. Cover and Base Included.
MRF34-FER-	3/4" Flat Elbow Fitting. Cover and Base Included.

Inside Corner Fitting



Part No.	Description
MRF25-ICR-	2" Inside Corner Fitting. Cover and Base Included.
MRF34-ICR-	3/4" Inside Corner Fitting. Cover and Base Included.

Seam Cover



Part No.	Description
MRF25-SC-	2" Seam Cover
MRF34-SC-	3/4" Seam Cover

End Cap



Part No.	Description
MRF25-EC-	2" End Cap
MRF34-EC-	3/4" End Cap

Reducer




Part No.	Description
MRF234-RD-	2" to 3/4" Reducer

Phone (440) 366-6966
FAX (440) 366-1033
www.multilinkbroadband.com
Email: engsupport@multilinkinc.com



I = Ivory W = White OW = Office White EI = Electric Ivory
Standard Colors: (add to end of part number)



3" Bend Radius Meets Coax Drop Cable Return Path Bend Radius Standards.

Ordering Information

Tee Radius Fitting



Part No. Description

MRF25-TRT- 2" Tee Fitting.
Cover and Base Included.
MRF34-TRT- 3/4" Tee Fitting.
Cover and Base Included.

Tee Radius Fitting Reducer



Part No. Description

MRF25-TR3- 2" to 3/4" Tee Fitting Reducer.
Cover and Base Included.

Wall Entry Fitting



Part No. Description

MRF25-WE- 2" Wall Entry Fitting.
MRF34-WE- 3/4" Wall Entry Fitting.

Custom Woodgrain Molding







Wood Grain Molding and Raceway Systems.

Minimum orders required on any custom made wood grain styles. Lead time may vary depending on quantity.

UL Listed
Material

Phone (440) 366-6966
FAX (440) 366-1033
www.multilinkbroadband.com
Email: engsupport@multilinkinc.com



			
I = Ivory	W = White	OW = Office White	EI = Electric Ivory

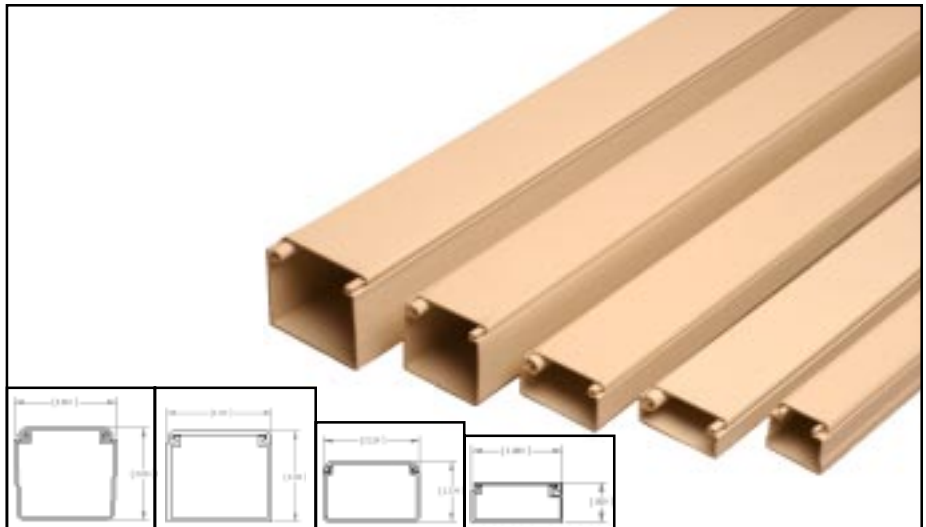
Standard Colors: (add to end of part number)

Flat Box Molding

Flat Box is a two piece molding with a snap-on cover that is easy to re-enter. The special V-shaped grooves in the cover allow for a tighter, more secure fit to the base.

Ordering Information

Part No.	Size	Ft/Ctn
84140-FBMH	2"W x 3/4"H x 8'L	320'
84180-FBMH	2"W x 1-1/4"H x 8'L	320'
84200-FBMH	2"W x 2"H x 8'L	128'
84242-FBMH	2-1/8"W x 2-1/2"H x 8'L	---



Inside Elbow



Part No.	Size
84146-IE/FBM	3/4" x 2" x 8"
84186-IE/FBM	1-1/4" x 2" x 8"
84206-IE/FBM	2" x 2" x 8"

Snap-on installation.

Outside Elbow



Part No.	Size
84147-OE/FBM	3/4" x 2" x 8"
84187-OE/FBM	1-1/4" x 2" x 8"
84207-OE/FBM	2" x 2" x 8"

Snap-on installation.

Flat 90 Elbow



Part No.	Size	Ft/Ctn
84144-FE/FBM	2"W x 3/4"H x 8"L	320'
84184-FE/FBM	2"W x 1-1/4"H x 8"L	320'
84204-FE/FBM	2"W x 2"H x 8"L	128'

Snap-on installation.

Tee Fitting



Part No.	Size
84120-TFBM	1-1/4" x 1"
84140-TFBM	45/64" x 2"
84180-TFBM	1-1/4" x 2"

Snap-on installation.

UL Listed
Material

Phone (440) 366-6966


FAX (440) 366-1033

www.multilinkbroadband.com


Email: engsupport@multilinkinc.com



I = Ivory W = White OW = Office White EI = Electric Ivory
Standard Colors: (add to end of part number)



OlympicHigh Security Steel Molding New Tuff Top Coating
15 Year Warranty 26 gauge galvanized Steel



Track Molding Olympic High Security Track Molding snaps over full length backing or mounting brackets. Standard Colors: White, Beige, Brown, and Brick Red.

Ordering Information

Part No.	Size	A	B	C	Ft/Ctn
84030-CMM	3/4"	1/2"	1"	1"	224'
84120-CMM	1-1/4"	1-7/32"	1"	1-7/8"	216'
84200-CMM	2"	2"	1"	3"	192'
84300-CMM	3"	2-15/64"	2"	3"	96'

Flanged Guard Molding

UL Listed
Material



Features: 1/2" flanges on each side, a mounting hole punch every two feet.

Ordering Information

Part No.	Size	Nominal Dimension	Ft/Ctn
84030-RGM	3/4"	1"H x 3/4"W x 8'L	400'
84120-RGM	1-1/4"	1"H x 1-1/4"W x 8'L	360'
84200-RGM	2"	1"H x 2-1/4"W x 8'L	192'

Fiber-Optic and Category 5, 5E & 6 1" Bend Radius Compliant

Mounting Brackets



Attach steel moldings to practically any surface with easy-to use mounting brackets. Simply mount brackets, attach cable to brackets with tie wraps, and snap molding onto the brackets. SA minimum of one clip for every four feet of molding is recommended.

Ordering Information

Part No.	Length	For Use With
84032-MB	5"	84030-CMM Molding
84122-MB	5"	84120-CMM Molding
84205-MB	5"	84200-CMM Molding
84306-MB	8"	84300-CMM Molding

High Security Full Length Backing



Great for where high security protection is required. Ideal for uneven mounting surfaces.

Ordering Information

Part No.	Size	For Use With	Ft/Ctn
84030-MBL	3/4" x 8'	84030-CMM Molding	320'
84120-MBL	1-1/4" x 8'	84120-CMM Molding	320'
84200-MBL	2" x 8'	84200-CMM Molding	192'
84300-MBL	3" x 8'	84300-CMM Molding	192'

Phone (440) 366-6966

FAX (440) 366-1033

www.multilinkbroadband.com

Email: engsupport@multilinkinc.com

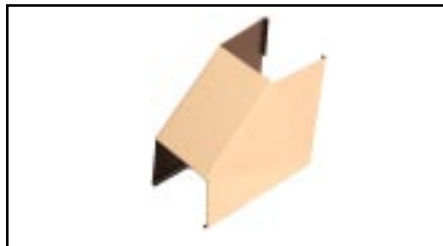


Standard Colors:

Fittings and Accessories New Tuff Top Coating for Olympic Steel Molding

UL Listed
Material

Inside Elbow



Part No.	Size	Description
----------	------	-------------

84036-IEM	3/4"	Inside Elbow
84126-IEM	1-1/4"	Inside Elbow
84206-IEM	2"	Inside Elbow
84306-IEM	3"	Inside Elbow

Installs inside molding.

End Cap



Part No.	Size	Description
----------	------	-------------

84033-ECM	3/4"	End Cap
84123-ECM	1-1/4"	End Cap
84203-ECM	2"	End Cap
84303-ECM	3"	End Cap

Installs inside molding.

Bell Flange



Part No.	Size	Description
----------	------	-------------

84030-JBM	3/4" x 6" x 4"	Bell Flange
84120-JBM	1-1/4" x 6" x 4"	Bell Flange
84200-JBM	2" x 6" x 4"	Bell Flange
84300-JBM	3" x 6" x 4"	Bell Flange

Installs outside molding.

Outside Elbow



Part No.	Size	Description
----------	------	-------------

84037-OEM	3/4"	Outside Elbow
84127-OEM	1-1/4"	Outside Elbow
84207-OEM	2"	Outside Elbow
84307-OEM	3"	Outside Elbow

Installs inside molding.

Tee



Part No.	Size	Description
----------	------	-------------

84038-TMB	3/4"	Tee
84128-TMB	1-1/4"	Tee
84208-TMB	2"	Tee
84308-TMB	3"	Tee

Installs inside molding.

Adapting Connector



Part No.	Size	Description
----------	------	-------------

84208-12-ACM	2" x 1-3/4"	Adapting Connector
84208-03-ACM	2" x 3/4"	Adapting Connector
84308--20-ACM	2-3/4" x 3"	Adapting Connector

Installs outside molding.

Flat 90° Elbow



Part No.	Size	Description
----------	------	-------------

84034-FEMB	3/4"	Flat Elbow
84124-FEMB	1-1/4"	Flat Elbow
84204-FEMB	2"	Flat Elbow
84304-FEMB	3"	Flat Elbow

Installs inside molding.

Tee Reducers



Part No.	Size	Description
----------	------	-------------

84128-03-T	1-1/4" x 3/4"	Tee Reducer
84208-03-T	2" x 1-1/4"	Tee Reducer
84308-12-T	3" x 1-1/4"	Tee Reducer

Installs outside molding.

Drop Splice Cover



Part No.	Size	Description
----------	------	-------------

84033-DSCM	3/4" x 12"	Drop Splice Cover
84122-DSCM	1-1/4" x 12"	Drop Splice Cover
84222-DSCM	2" x 12"	Drop Splice Cover
84322-DSCM	3" x 12"	Drop Splice Cover

Snaps on over molding.

Phone (440) 366-6966

FAX (440) 366-1033

www.multilinkbroadband.com

Email: engsupport@multilinkinc.com



Standard Colors:


Beige

White

Grey

Dark Brown

Dark Red



Fittings and Accessories New tuff Top Coating for Olympic Steel Molding

Seam Cover



Part No.	Size	Description
84033-SCM	3/4" x 3"	Seam Cover
84122-SCM	1-3/4" x 3"	Seam Cover
84222-SCM	2" x 3"	Seam Cover
84302-SCM	3" x 3"	Seam Cover

For use with both steel and plastic molding.

Installation Tool and Entry Tool



Part No.	Description
84001-IT	Installation Tool For use with both steel and plastic molding.

Fiber-Optic and Category 5, 5E & 6 1" Bend Radius Compliant

Cutting Tool for Galvanized Steel Molding



Part No.	Description
84J1251	Cutting Tool

Entry Tool



Part No.	Description
84002-ET	Entry Tool For use with both steel and plastic molding.

Touch-Up Paint



Part No.	Size	Description
12716	13 oz.	Beige
12715	13 oz.	Brown
12717	13 oz.	Brick Red
12718	13 oz.	White

Installation of Steel Molding



1) Lay out the installation by striking a chalk line with the molding guard on the wall or ceiling.

2) Fasten the mounting bracket to the wall or ceiling, space apart, but make sure that you put one bracket between each seam.



3) Run cable drops along mounting brackets. Use a tie wrap to secure cable to mounting bracket.




4) Snap molding onto mounting brackets. Installation complete.



Fiber-Optic and Category 5, 5E &
6 1" Bend Radius Compliant

Architectural Steel Molding New Tuff Top Coating
Multilink Architectural Crown Cove Molding
 For interior use only
 15 year life time warranty



Tuff Top Coating replaces the need for clear plastic tape protection. Tuff Top Coating acts like the texture coating on refrigerator doors, to resist against scratches and grease marks.

Ordering Information

Crown Cove Molding



Part No.	Size
84135-CWM	2-3/4" x 8'
4" x 1" x 10"	

Inside Elbow



Part No.	Size
84135-IEWM	2-3/4"

Outside Elbow



Part No.	Size
84135-OEWM	2-3/4"

End Cap



Part No.	Size
84135-CEM	2-3/4"

Finger Drop Splice



Part No.	Size
84135-CMFD	1/

Phone (440) 366-6966
 FAX (440) 366-1033
www.multilinkbroadband.com
 Email: engsupport@multilinkinc.com

