

## FEATURES & SPECIFICATIONS

**INTENDED USE** — For wall mount – vertical or horizontal. Ideal for stairwells, corridors, lavatories or any utility application. **Certain airborne contaminants can diminish integrity of acrylic.** [Click here for Acrylic Environmental Compatibility table for suitable uses.](#)

**ATTRIBUTES** — Detachable, hinged service tray for ease of installation and maintenance. Night-light options available. Consult factory.

**CONSTRUCTION** — Housing is precision die-formed from 20-gauge cold-rolled steel. Diffuser is high-impact 50% DR acrylic.

Finish: Five-stage iron-phosphate pretreatment ensures superior paint adhesion and rust resistance. Painted parts finished with high-gloss, high-reflectivity baked white polyester paint after fabrication (PAF). Optional architectural black 40% gloss finish.

**OPTICS** — High-impact acrylic lower diffuser. Optically engineered for superior light distribution and tinted to mask lamp image and control glare. Easy snap-in installation.

**ELECTRICAL** — Thermally protected, resetting, Class P, HPF, non-PCB, UL-listed, CSA-certified ballast is standard. Sound rated A.

Luminaire is suitable for damp locations. AWM, TFN or THHN wire used throughout, rated for required temperatures.

Ballast disconnect provided where required to comply with US and Canadian codes.

**LISTINGS** — UL Listed to US and Canadian safety standards.

**WARRANTY** — 1-year limited warranty. Complete warranty terms located at [www.acuitybrands.com/CustomerResources/Terms\\_and\\_conditions.aspx](http://www.acuitybrands.com/CustomerResources/Terms_and_conditions.aspx).

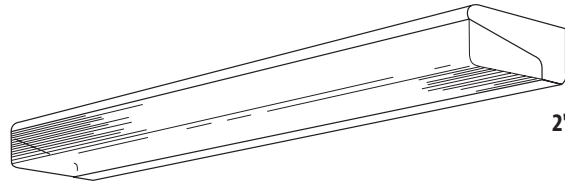
Actual performance may differ as a result of end-user environment and application.

Note: Specifications subject to change without notice.

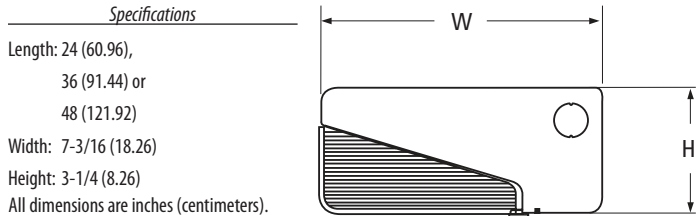
Catalog Number
Notes
Type

### Premium Wall Bracket

# WP



**T5 and T8**  
**2', 3' or 4' length**  
**1 or 2 lamps**



### ORDERING INFORMATION

For shortest lead times, configure products using **bolded options**.

**Example: WP 2 32 MVOLT GEB10IS**

Series	Number of lamps	Lamp type	Shielding	Voltage	Options
WP Wall bracket	<b>1</b>	17 17W T8 (24")	<b>(blank)</b> #12 pattern inverted 0.125" thick uplight lens	<b>MVOLT</b>	2/1 Two 1-lamp ballasts <sup>1,2</sup> <b>GEB10IS</b> Electronic ballast, ≤10% THD, instant start GEB10PS T5 and T8 electronic ballast, ≤10% THD, programmed start EL Emergency battery pack (nominal 300 lumens; see Life Safety Section) GLR Internal fast-blow fuse <sup>3</sup> GMF Internal slow-blow fuse <sup>3</sup> TPS Tamperproof attachment of lower diffuser MB Architectural black finish, 40% gloss BF Internal baffle for up/down light separation <sup>4</sup> CO Convenience outlet; installed bottom right (120V only) <sup>5</sup> S1 Pull-chain switch; installed bottom left; <i>on/off</i> operation of all lamps only (120V only) <sup>5</sup> S2 Pull-chain switch; <i>on/off</i> operation of forward (down) lamp, rear (up) lamp remote-switched (120V only) <sup>4,5</sup> S4 Pull-chain switch; four position — front only, rear only, all on, all off; installed bottom left (120V only) <sup>4,5</sup> SWR Rocker switch; <i>on/off</i> operation of all lamps only; installed bottom right (120V only) <sup>5</sup> CSA Listed and labeled to comply with Canadian Standards DO Downlight only. Standard high impact acrylic lower diffuser, solid metal housing <sup>6</sup>
		25 25W T8 (36")			
	<b>32</b> 32W T8 (48")	PCL12125V #12 pattern, inverted 0.125" thick polycarbonate uplight lens	277		
	(Not included)		347		
	14T5 14W T5 (24")				
	21T5 21W T5 (36")				
	28T5 28W T5 (48")				
	24T5HO 24W T5HO (24")				
	39T5HO 39W T5HO (36")				
	54T5HO 54W T5HO (48")				

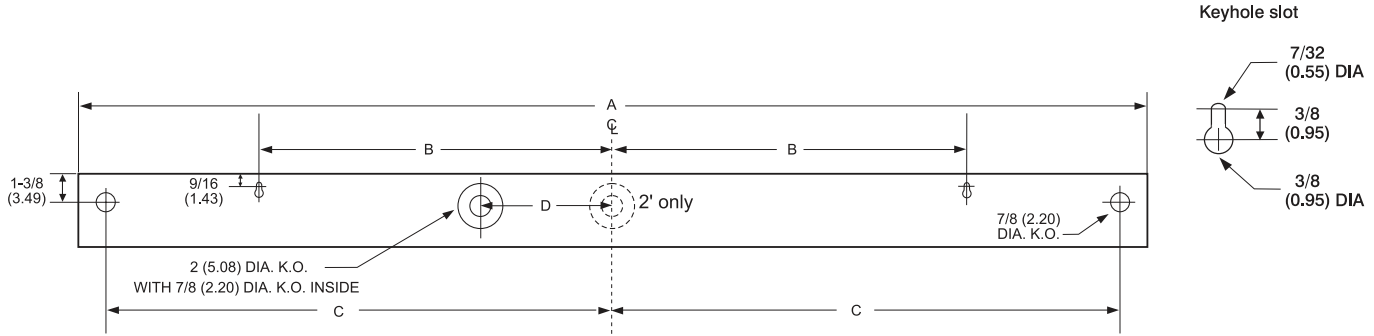
#### Notes

- Must be specified with S2, S4 or BF options.
- BF option must be specified if separation of up and down light is desired.
- Must specify voltage.
- Requires 2/1 option.
- For optional locations, consult factory. Location may vary on 24" and 36" options.
- Applications requiring mounting flush with both ceiling and wall, require DO option.

<b>Accessories:</b> Order as separate catalog number.	
<b>U4220</b>	Hex base driver bit, Torx TX20, for tamper-resistant screws with center pin.

# WP Wall Bracket, Premium

## MOUNTING DATA



## DIMENSIONS

Inches (centimeters). Subject to change without notice.

A	B	C	D
24-7/16" (62.07)	8" (20.32)	10-15/16" (27.78)	----
36-7/16" (92.55)	16" (40.64)	16-15/16" (43.02)	4-13/16" (12.22)
48-7/16" (123.03)	16" (40.64)	22-15/16" (58.26)	4-13/16" (12.22)

## PHOTOMETRICS

Photometry derived in accordance with IESNA LM41 procedure. Vertical and horizontal illuminance is calculated with fixture mounted 7' above floor. Reflectances 80/50/20%. Full photometric data available upon request.

### WP 2 32

#### Report LTL 6508

#### Initial Point Illuminance on wall and horizontal work surface. (fc)

X and Y coordinates are on 12" centers.

X	A	B	C	D	E	F	G	H	I	J	K
Y											
9	3	4	4	5	6	6	6	5	4	4	3
8	3	4	4	6	8	8	8	6	4	4	3
7	4	4	5						5	4	4
6	4	4	4	12	22	23	22	12	4	4	4
5	4	4	4	5	7	7	7	5	4	4	4
4	4	4	4	4	4	4	4	4	4	4	4
3	4	4	3	3	3	3	3	3	3	4	4
2	4	3	3	3	4	4	4	3	3	3	4
1	3	3	3	3	4	4	4	3	3	3	3
Horiz.											
1	10	12	15	17	18	19	18	17	15	12	10
2	11	13	15	17	19	19	19	17	15	13	11
3	11	13	15	16	18	18	18	16	15	13	11
4	10	12	13	15	16	16	16	15	13	12	10
5	9	11	12	13	14	14	14	13	12	11	9
6	8	9	10	11	12	12	12	11	10	9	8
7	7	8	9	9	10	10	10	9	9	8	7
8	6	7	7	8	8	8	8	8	7	7	6
9	6	6	6	7	7	7	7	7	6	6	6
10	5	5	6	6	6	6	6	6	6	5	5
11	4	5	5	5	5	5	5	5	5	4	4
12	4	4	5	5	5	5	5	5	5	4	4
13	4	4	4	4	4	4	4	4	4	4	4

