

# **LEW ELECTRIC** **FITTINGS COMPANY**

SERVING THE ELECTRICAL INDUSTRY SINCE 1901



## Table of Contents

### Residential

<b>PUFP Series</b> .....	2-3
<b>RRP Series</b> .....	4-5
<b>SWB Series</b> .....	6-7
<b>LOW VOLTAGE CONNECTIVITY</b> .....	8
<b>812 Series</b> .....	9-12
<b>612 Series</b> .....	13
<b>RCFB Series</b> .....	14-15
<b>Crossovers</b> .....	16

### PVC

<b>PVC Box and Accessories</b> .....	17
<b>Metal Covers</b> .....	18
<b>Non-Metallic Covers</b> .....	19
<b>Crossovers</b> .....	20

### Commercial

<b>Access Series</b> .....	21
<b>Round Boxes</b> .....	22-23
<b>Rectangular Boxes</b> .....	24-25
<b>Replacement Plugs</b> .....	26
<b>Nozzles</b> .....	27
<b>Junction Boxes</b> .....	28-29
<b>Crossovers</b> .....	30

**Catalog #1109**

Log on to  
[www.lewelectric.com](http://www.lewelectric.com)  
 for complete line catalog  
 and specifications

**Residential**

**PVC**

**Commercial**

# Residential

2 >>>>>> PUF<sub>P</sub> Series | RRP Series | SWB Series | Low Voltage | 812 Series | 612 Series | RCFB Series | Crossovers

LEW ELECTRIC FITTINGS COMPANY  
For more information, call 708-345-2075  
[www.lewelectric.com](http://www.lewelectric.com)



# PUFP Covers and Boxes

CATALOG #	DESCRIPTION	DIMENSIONS	
PUFP-B	6" Brass pop up floor plate with GFI receptacle		
PUFP-BC	6" Brass pop up floor plate with 6-Comm./Data ports		
PUFP-BD	6" Brass pop up floor plate with decora receptacle		
PUFP-CT-BK	Black pop up counter top plate >>>> 4 7/8" W x 4 3/4" L x 3 1/2" H >>>> Includes PUFP-WB box and GFCI		
PUFP-CT-SS	Stainless steel pop up counter top plate >>>> 4 7/8" W x 4 3/4" L x 3 1/2" H >>>> Includes PUFP-WB box and GFCI		
PUFP-PFC-BLK	<b>NEW</b> 6 3/8" Black plastic pop up floor plate, includes decora receptacle		
PUFP-PFC-BRN	<b>NEW</b> 6 3/8" Brown plastic pop up floor plate, includes decora receptacle		
PUFP-PFC-GLD	<b>NEW</b> 6 3/8" Gold plastic pop up floor plate, includes decora receptacle		
PUFP-S	6" Stainless steel pop up floor plate with GFI receptacle		
PUFP-SC	6" Stainless steel pop up floor plate with 6-Comm./Data ports		
PUFP-SD	6" Stainless steel pop up floor plate with decora receptacle		
PUFP-LRA	Leveling ring for PUFP plates		
CATALOG #	DESCRIPTION	A (WIDTH)	B (HEIGHT)
PUFP-MB	Masonry box for PUFP plates	4 7/16"	2 1/4"
PUFP-WB	Wood floor box for PUFP plates	3 7/8"	3 1/8"
FB	PVC floor box (must use in conjunction with PUFP-LRA to mount cover)	5"	6"

PUFP-B	PUFP-BC	PUFP-BD	PUFP-CT-BK	
				
FEATURES AND BENEFITS		PUFP-CT-SS	PUFP-PFC-BLK	
<ul style="list-style-type: none"> <li><input type="checkbox"/> <b>UL recognized</b> 498, 1059, and 514A. CUL recognized 22.2 #'s 42, 158, and 18.1-04.</li> <li><input type="checkbox"/> <b>Pops up</b> when in use</li> <li><input type="checkbox"/> <b>Hides in the box</b> when not in use</li> <li><input type="checkbox"/> Complies with <b>NEC code 406.4E</b> for use in countertops</li> <li><input type="checkbox"/> For <b>residential or commercial</b> applications</li> <li><input type="checkbox"/> Installs in <b>concrete or wood</b> floors</li> <li><input type="checkbox"/> <b>Scrub water tight</b> construction</li> <li><input type="checkbox"/> Supplied with tamper resistant <b>15 amp receptacle</b></li> </ul>				
PUFP-PFC-BRN	PUFP-PFC-GLD	PUFP-S	PUFP-SC	
				
PUFP-SD	PUFP-LRA	PUFP-MB	PUFP-WB	FB
				

**ETL** LISTED  
 3176286  
 125V - 20A;  
 Conforms to UL  
 STD.514A and 498;  
 Certified to CSA  
 STD.C22.2.;  
 No.18.1-04 and 42-M1984;  
 LEW ELECTRIC FITTINGS CO  
 \*not-including PUFP-PFC-BLK;  
 PUFP-PFC-BRN; PUFP-PFC-GLD

# Residential

4 >>>>> PUPF Series | **RRP Series** | SWB Series | Low Voltage | 812 Series | 612 Series | RCFB Series | Crossovers

LEW ELECTRIC FITTINGS COMPANY  
For more information, call 708-345-2075  
[www.lewelectric.com](http://www.lewelectric.com)



# RRP Boxes and Covers

CATALOG #	DESCRIPTION
RRP-1-BP	Brass Plated recessed floor plate assembly (single receptacle)
RRP-1-BPR	Replacement cover for RRP-1-BP
RRP-1-NP	Nickel Plated recessed floor plate assembly (single receptacle)
RRP-1-NPR	Replacement cover for RRP-1-NP
RRP-2 ①/②	Recessed floor plate assembly (duplex receptacle)
RRP-2 ①/②-T	Recessed floor plate assembly (duplex Comm./Data); <i>RRP-2-PQ included, see page 8</i>
RRP-2-AR	Aluminum replacement cover for RRP-2-A
RRP-2-BR	Brass replacement cover for RRP-2
RRP-2-NSR	Nickel Silver replacement cover for RRP-2-NS
RRP-2-LR ①	Recessed floor plate flip lid assembly (duplex receptacle)
RRP-2-LR ①-T	Recessed floor plate flip lid assembly (duplex Comm./Data); <i>RRP-2-PQ included, see page 8</i>
RRP-2-LRR	Brass replacement cover for RRP-2-LR
RRP-2-LR-AR	Aluminum replacement cover for RRP-2-LR-A

① add -A for Aluminum finish; ② add -NS for Nickel Silver finish

»»»» For Replacement Plugs, see page 26

<p style="text-align: center;"><b>RRP-1-BP</b></p> <p style="text-align: center;"><b>RRP-1-BPR</b> » Replacement cover</p>  <p>□ 2 13/16" W x 4 5/8" L</p>	<p style="text-align: center;"><b>RRP-1-NP</b></p> <p style="text-align: center;"><b>RRP-1-NPR</b> » Replacement cover</p> 	<p style="text-align: center;"><b>RRP-2</b></p> <p style="text-align: center;"><b>RRP-2-BR</b> » Replacement cover</p>  <p>□ 2 7/8" W x 5" L</p>
<p style="text-align: center;"><b>RRP-2-A</b></p> <p style="text-align: center;"><b>RRP-2-AR</b> » Replacement cover</p> 	<p style="text-align: center;"><b>RRP-2-NS</b></p> <p style="text-align: center;"><b>RRP-2-NSR</b> » Replacement cover</p> 	<p style="text-align: center;"><b>RRP-2-LR</b></p> <p style="text-align: center;"><b>RRP-2-LRR</b> » Replacement cover</p> 
<p style="text-align: center;"><b>RRP-2-LR-A</b></p> <p style="text-align: center;"><b>RRP-2-LR-AR</b> » Replacement cover</p> 	<p style="text-align: center;"><b>UL &amp; NEMA RECOGNITION</b></p> <ul style="list-style-type: none"> <li>□ Receptacle UL listing #351B</li> <li>□ Meets NEMA WD1-1983 heavy duty requirement for display receptacle</li> </ul>	<p style="text-align: center;"><b>FEATURES AND BENEFITS</b></p> <ul style="list-style-type: none"> <li>□ Fits any manufacturer's 3 1/2" deep switch box</li> <li>□ Receptacle with neoprene gasket included</li> <li>□ Water tight assembly</li> <li>□ Adjustable up to 3/4" to accommodate any floor</li> </ul>

## Boxes and Covers **SWB**

CATALOG #	DESCRIPTION
SWB-1-BP	Brass Plated recessed floor plate assembly (single receptacle with box)
RRP-1-BPR	Replacement cover for SWB-1-BP
SWB-1-NP	Nickel Plated recessed floor plate assembly (single receptacle with box)
RRP-1-NPR	Replacement cover for SWB-1-NP
SWB-2 ①/②	Recessed floor plate assembly (duplex receptacle with box)
SWB-2 ①/②-T	Recessed floor plate assembly (Comm./Data with box); <i>RRP-2-PQ included, see page 8</i>
RRP-2-AR	Aluminum replacement cover for SWB-2-A
RRP-2-BR	Brass replacement cover for SWB-2
RRP-2-NSR	Nickel Silver replacement cover for SWB-2-NS
SWB-2-LR ①	Recessed floor plate flip lid assembly (duplex receptacle with box)
SWB-2-LR ①-T	Recessed floor plate flip lid assembly (Comm./Data with box); <i>RRP-2-PQ included, see page 8</i>
RRP-2-LRR	Brass replacement cover for SWB-2-LR
RRP-2-LR-AR	Aluminum replacement cover for SWB-2-LR-A

① add -A for Aluminum finish; ② add -NS for Nickel Silver finish

>>>> For Replacement Plugs, see page 26

### SWB-1-BP

RRP-1-BPR » Replacement cover



□ 2<sup>13</sup>/<sub>16</sub>" W x 4<sup>5</sup>/<sub>8</sub>" L x 4" H □ 18 Cu. In.

### SWB-1-NP

RRP-1-NPR » Replacement cover



### SWB-2

RRP-2-BR » Replacement cover



□ 2<sup>7</sup>/<sub>8</sub>" W x 5" L x 4" H □ 18 Cu. In.

### SWB-2-A

RRP-2-AR » Replacement cover



### SWB-2-NS

RRP-2-NSR » Replacement cover



### SWB-2-LR

RRP-2-LRR » Replacement cover



□ 2<sup>7</sup>/<sub>8</sub>" W x 5" L x 4" H □ 18 Cu. In.

### UL & NEMA RECOGNITION

- Box UL #E310628
- Receptacle UL listing #351B
- Meets NEMA WD1-1983 heavy duty requirement for display receptacle

### FEATURES & BENEFITS

- Versatile power or communications applications
- Water tight assembly
- 1/2" Conduit knockouts
- Adjustable up to 3/4" to accommodate any floor

### SWB-2-LR-A

RRP-2-LR-AR » Replacement cover



# SWB Boxes and Covers


**SWB-4-LR**  
 aluminum option  
 available 11/09

CATALOG #	DESCRIPTION
SWB-4-PQ <sup>1</sup>	Two gang, divided, recessed, floor plate assembly: 1 power & 1 quad port
SWB-4-PQ-LR <sup>1</sup>	Two gang; divided; recessed, floor plate assembly with four flip lids: 1 power & 1 quad port
SWB-4-2P <sup>1</sup>	Two gang, divided, recessed, floor plate assembly: 2 power
SWB-4-2P-LR <sup>1</sup>	Two gang; divided; recessed, floor plate assembly with four flip lids: 2 power
SWB-4-2Q <sup>1</sup>	Two gang, divided, recessed, floor plate assembly: 2 quad ports
SWB-4-2Q-LR <sup>1</sup>	Two gang; divided; recessed, floor plate assembly with four flip lids: 2 quad ports
RRP-4-AP	Aluminum replacement cover for SWB-4 series (screw plug)
RRP-4-AP-LR	Aluminum replacement cover for SWB-4 series (flip lid)
RRP-4-BP	Brass replacement cover for SWB-4 series (screw plug)
RRP-4-BP-LR	Brass replacement cover for SWB-4 series (flip lid)
SWB-6-2PQ-LR	Three gang, divided, recessed, floor plate assembly: 1 power & 2 quad port
SWB-6-2PQ-LR	Three gang, divided, recessed, floor plate assembly: 2 power & 1 quad port
SWB-6-3P-LR	Three gang, divided, recessed, floor plate assembly: 3 power
SWB-6-3Q-LR	Three gang, divided, recessed, floor plate assembly: 3 quad port
RRP-6-BP-LR	Brass replacement cover for SWB-6 series (flip lid)

<sup>1</sup> add -A for Aluminum finish

»»»» For Replacement Plugs, see page 26


**SWB-4-PQ**



**RRP-4-BP**  
» Replacement cover


5" W x 5" L x 4" H    36 Cu. In.

**SWB-4-PQ-A**



**RRP-4-AP**  
» Replacement cover

**SWB-4-PQ-LR-A**



**RRP-4-AP-LR**  
» Replacement cover

**UL & NEMA RECOGNITION**


- Box UL #E310628
- Receptacle UL listing #351B
- Meets NEMA WD1-1983 heavy duty requirement for display receptacle

**FEATURES AND BENEFITS**

- Versatile power or communications applications
- Water tight assembly
- 1/2" Conduit knockouts
- Adjustable up to 3/4" to accommodate any floor

**SWB-6**

**RRP-4-AP-LR**  
» Replacement cover



5 7/8" W x 6 7/8" L x 4 1/8" H    54 Cu. In.

## Connectivity **LOW VOLT**

CATALOG #	DESCRIPTION
RRP-2-PQ	Quad port
L310-106AL	Almond keystone jack
L310-110AL	RJ45 almond CAT 5E keystone jack
L310-130AL	RJ45 almond CAT 5E tool-less jack <sup>1</sup>
L310-140AL	RJ45 almond CAT 6 keystone jack
L310-410AL	BNC almond keystone insert
L310-415AL	Almond keystone insert <sup>1</sup>
L310-420AL	Blank almond keystone cover <sup>1</sup>
L310-452WH	S-Video jack-jack white
L310-461AL	RCA almond red band-gold <sup>1</sup>
L310-462AL	RCA almond black band-gold <sup>1</sup>
L310-463AL	RCA almond white band-gold <sup>1</sup>
L310-464AL	RCA almond yellow band-gold <sup>1</sup>

<sup>1</sup> Any combination can fit 4 devices to one RRP-2-PQ

RRP-2-PQ



L310-106AL



L310-110AL



L310-130AL



L310-140AL



L310-410AL




L310-462AL

L310-461AL

L310-464AL

L310-463AL



L310-415AL



L310-420AL



L310-452WH





# 812 Boxes *(see also p.10)*

CATALOG #	DESCRIPTION	DIMENSIONS		CONDUIT OPENINGS	INTERIOR CAPACITY
		A	B		
812	Cast iron round floor box with receptacle. Does not include cover	4"	3"	Sides (2)- $\frac{3}{4}$ " & (2)- $\frac{1}{2}$ " Bottom (2)- $\frac{1}{2}$ "	14.5 Cu. In.
812-DFB-LR	Floor box furnished with DFB-LR BRASS COVER & 15 amp receptacle	4"	3 $\frac{3}{8}$ "	Sides (2)- $\frac{3}{4}$ " & (2)- $\frac{1}{2}$ " Bottom (2)- $\frac{1}{2}$ "	14.5 Cu. In.
812-DFB-LR-A	Floor box furnished with DFB-LR-A (ALUMINUM) COVER & 15 amp receptacle	4"	3 $\frac{3}{8}$ "	Sides (2)- $\frac{3}{4}$ " & (2)- $\frac{1}{2}$ " Bottom (2)- $\frac{1}{2}$ "	14.5 Cu. In.
812-DFB W/DFB-1	Floor box furnished with DFB-1 BRASS COVER & 15 amp receptacle	4"	3 $\frac{3}{8}$ "	Sides (2)- $\frac{3}{4}$ " & (2)- $\frac{1}{2}$ " Bottom (2)- $\frac{1}{2}$ "	14.5 Cu. In.
812-DFB W/DFB-1-A	Floor box furnished with DFB-1-A (ALUMINUM) COVER & 15 amp receptacle	4"	3 $\frac{3}{8}$ "	Sides (2)- $\frac{3}{4}$ " & (2)- $\frac{1}{2}$ " Bottom (2)- $\frac{1}{2}$ "	14.5 Cu. In.

»»» 812 Series UL listing #514A and CUL recognized 22.2 #18.1-04  
 »»» For Replacement Plugs, see page 26



**Additional 812 series boxes on page 10**

## (see also p.9) Boxes **812**

CATALOG #	DESCRIPTION	DIMENSIONS		CONDUIT OPENINGS	INTERIOR CAPACITY
		A	B		
812-DFB	Floor box furnished with 523-DP BRASS COVER & 15 amp receptacle	4"	3 1/8"	Sides (2)-3/4" & (2)-1/2" Bottom (2)-1/2"	14.5 Cu. In.
812-DFB-A	Floor box furnished with 523-DP-A (ALUMINUM) COVER & 15 amp receptacle	4"	3 1/8"	Sides (2)-3/4" & (2)-1/2" Bottom (2)-1/2"	14.5 Cu. In.
812-DFB-NS	Floor box furnished with 523-DP-NS (NICKEL SILVER) COVER & 15 amp receptacle	4"	3 1/8"	Sides (2)-3/4" & (2)-1/2" Bottom (2)-1/2"	14.5 Cu. In.
812-DFB-W/524	Floor box furnished with 524 BRASS COVER and tel. jack	4"	3 1/8"	Sides (2)-3/4" & (2)-1/2" Bottom (2)-1/2"	14.5 Cu. In.
812-DFB-W/524-NS	Floor box furnished with 524-NS (NICKEL SILVER) COVER and tel. jack	4"	3 1/8"	Sides (2)-3/4" & (2)-1/2" Bottom (2)-1/2"	14.5 Cu. In.

>>>> 812 Series UL listing #514A and CUL recognized 22.2 #18.1-04

>>>> For Replacement Plugs, see page 26

812-DFB



812-DFB-A



812-DFB-NS



812-DFB W/524



812-DFB W/524-NS



**Additional 812 series boxes on page 9**

# 812 Covers

CATALOG #	DESCRIPTION
DFB-LR	Brass, dual hinged cover (1/4" thick) for duplex
DFB-LR-A	Aluminum, dual hinged cover (1/4" thick) for duplex
DFB-1	Brass, hinged cover (1/4" thick) for duplex
DFB-1-A	Aluminum, hinged cover (1/4" thick) for duplex
TCP-2 ①	5 3/4" Brass flanged cover, with (2) 1 1/2", screw plugs for duplex power or Comm./Data
TCP-2-A ①	5 3/4" Aluminum flanged cover, with (2) 1 1/2", screw plugs for duplex power or Comm./Data
TCP-2-LR ①	5 3/4" Seamless Brass flanged cover, with dual flip lid and duplex mount. PLT.
TCP-2-LR-A ①	5 3/4" Seamless Aluminum flanged cover, with dual flip lid and duplex mount. PLT.
523-DP	Brass, cover (1/8" thick) with (2) 1-1/2" screw plugs for duplex
523-DP-A	Aluminum, cover (1/8" thick) with (2) 1-1/2" screw plugs for duplex
523-DP-NS	Nickel Silver, cover (1/8" thick) with (2) 1-1/2" screw plugs for duplex
524	Brass, cover (1/8" thick) with 2" - 1/2" combo plug for Comm./Data
524-NS	Nickel Silver, cover (1/8" thick) with 2" - 1/2" combo plug for Comm./Data

- >>>> All covers 4" except: ① 5 3/4"
- >>>> UL recognized components
- >>>> For Replacement Plugs, see page 26



## Flanges and Accessories **812**

CATALOG #	DESCRIPTION
SCF-1	Brass, flange 5 1/4" diameter ①
SCF-1-CP	Clear plastic, flange 5 3/4" diameter ①
SCF-1-A	Aluminum, flange 5 1/4" diameter ①
812-MKM	Double cut hole saw 3 1/2" & 4"


① SCF-1 Series fits 4" plates only



CATALOG #	DESCRIPTION	DIMENSIONS		CONDUIT OPENINGS	INTERIOR CAPACITY
		A	B		
512-U	Floor box furnished with 504 BRASS COVER 15 amp receptacle	3 1/2"	3 1/8"	Sides (2) - 3/4" & (2) - 1/2" Bottom (2) - 1/2"	10 Cu. In.
CATALOG #	DESCRIPTION				
503	Brass 3 1/2" cover with 2" - 1/2" combo plug				
504	Brass 3 1/2" cover with 2" close up plug				

>>>> 512 Series UL listing #514A for use in wood or concrete

>>>> For Replacement Plugs, see page 26



# 612 Boxes and Covers

CATALOG #	DESCRIPTION	DIMENSIONS		CONDUIT OPENINGS	INTERIOR CAPACITY
		A	B		
<b>612-RSS-1</b> ①	Recessed stamped steel box assembly with DFB-1-1/2 BRASS COVER and 15 amp receptacle	5 3/4"	4 3/8"	Sides (8) 1/2" Bottom (1) 1/2"	18 Cu. In.
<b>612-RSS-1-GFI</b> ①	Recessed stamped steel box assembly with DFB-1-1/2 BRASS COVER and decora mounting plate	5 3/4"	4 3/8"	Sides (8) 1/2" Bottom (1) 1/2"	18 Cu. In.
<b>612-RSS-1-TEL</b> ①	Recessed stamped steel box assembly with DFB-1-1/2 COVER and communication mounting plate	5 3/4"	4 3/8"	Sides (8) 1/2" Bottom (1) 1/2"	18 Cu. In.
<b>612-RSS-2</b> ①	Recessed stamped steel box assembly with DFB-LR-1/2 BRASS COVER and 15 amp receptacle	5 3/4"	4 3/8"	Sides (8) 1/2" Bottom (1) 1/2"	18 Cu. In.
CATALOG #	DESCRIPTION				
<b>DFB-1-1/2</b>	Brass hinged 4" cover (1/4" thick) for duplex with 1/2" plug for Comm./Data				
<b>DFB-1-1/2-A</b>	Aluminum hinged 4" cover (1/4" thick) for duplex with 1/2" plug for Comm./Data				
<b>DFB-LR-1/2</b>	Brass dual hinged cover (1/4" thick) for duplex with 1/2" plug for Comm./Data				
<b>DFB-LR-1/2-A</b>	Aluminum dual hinged cover (1/4" thick) for duplex with 1/2" plug for Comm./Data				

① Add -A for Aluminum finish

»»» UL listing box #E310628; receptacle #351B; cover UL recognized components

»»» For Replacement Plugs, see page 26



# Residential

LEW ELECTRIC FITTINGS COMPANY  
For more information, call 708-345-2075  
www.lewelectric.com

14 >>>>>> PUFFP Series | RRP Series | SWB Series | Low Voltage | 812 Series | 612 Series | RCFB Series | Crossovers



RCFB-1 >> see page 15

# RCFB Boxes and Covers

CATALOG #	DESCRIPTION
RCFB-1	Recessed hybrid floor box
RCFB-1-BP	Replacement cover for RCFB-1
RCFB-1-A	Aluminum recessed hybrid floor box
RCFB-1-AP	Aluminum replacement cover for RCFB-1-A
RCFB-2	Recessed hybrid two-gang floor box
RCFB-2-BP	Replacement cover for RCFB-2

»»»» For Replacement Plugs, see page 26

RCFB-1



□ 5" W x 5" L x 4" H □ 36 Cu. In.

RCFB-1-BP



RCFB-1-AP



RCFB-2



□ 5 1/16" W x 8 5/8" L x 4" H □ 72 Cu. In.

RCFB-2-BP



RCFB-1-A



**UL & NEMA**

- Box UL #E310628
- Receptacle UL listing #351B

**FEATURES & BENEFITS**

- Water tight close up plugs
- Rubber grommets provided for wire protection

## Crossovers

LEW	T & B	HUBBELL	WIREMOLD
DFB-1	P60-GFCI	n/a	895TGFI
DFB-LR	P60-DS	S3925	895TGFI
SCF-1	P60-CP	S3182	n/a
SCF-1-CP	P60-LCP	S3079	n/a
SWB-1-BP	n/a	RF151	WMFB1SRB
SWB-1-NP	n/a	n/a	WMFB1SRN
SWB-2	n/a	B2481 & S3625	WMFB1DRB
SWB-2-LR	71W-DS	B2481& S3825	n/a
SWB-2-LR-A	71W-DS-N	B2481 & SA3825	n/a
SWB-4PQ	n/a	n/a	WMFB2DRKSYB
SWB-4PQ-A	n/a	n/a	WMFB2DRKSYN
SWB-42P	n/a	n/a	WMFB2DR2DB
SWB-42P-A	n/a	n/a	WMFB2DR2DN
SWB-42Q	n/a	n/a	WMFB2KS8B
SWB-42Q-A	n/a	n/a	WMFB2KS8N
TCP-2-LR	P60CACP	SF3925	895
TCP-2-LR-A	P60CACP-AL	n/a	895P-AL
504	P67-2	S2930	n/a
512-U	672	B2589 & S2930	895SR
523-DP	P60-DU	S3725	895TSP
523-DP-A	P60-DU-AL	SA3725	895TSP-AL
524	P60-1/2-2	n/a	896TCK-1/2
524-3/4	P60-3/4-2	S2525	896TCK-3/4
524-1	P60-1	S2725	896TCK-1
812-DFB	n/a	B2588275 & S3725	861 & 895TSP
812-DFB-A	n/a	B2588275 & SA3725	861 & 895TSP-AL
812-DFB-LR	n/a	B2588275 & S3925	861DB
812DFBWDFB1	n/a	n/a	861 & 895TGFI



# PVC Box & Accessories

CATALOG #	DESCRIPTION	DIMENSIONS		INTERIOR CAPACITY
		A	B	
FB	Round PVC box with (2) 3/4" hubs, (2) 1" hubs, (2) 3/4" reducers, (4) 1/2" reducers, pre-formed partitioning slot (slide <i>not</i> included) <b>Adapter ring <i>not</i> included</b>	5"	6"	90 Cu. In. (15.5/In.)
FBLEW	Round PVC box with (2) 3/4" hubs, (2) 1" hubs, (2) 3/4" reducers, (4) 1/2" reducers, pre-formed partitioning slot (slide <i>not</i> included) <b>Adapter ring included</b>	5"	6"	90 Cu. In. (15.5/In.)
CATALOG #	DESCRIPTION			
LRA	Leveling ring adapter for round flanged cover plates			
LRA-HT ①	Leveling ring adapter for Hubbell and Thomas and Betts round plastic box			
PUFP-LRA	Leveling ring for PUFP plates			
SLIDE	Slide partition for FB & FBLEW floor boxes			
Y-CONN	Looping connector for FB & FBLEW floor boxes			

① LEW part # LRA included with LRA-HT

▶▶▶▶ UL listing #514C



## Metal Covers **PVC**

CATALOG #	DESCRIPTION
<b>PUFP-B<sup>1</sup></b>	6" Brass pop up floor plate with GFI receptacle <sup>2</sup>
<b>PUFP-BC<sup>1 2</sup></b>	6" Brass pop up floor plate with 6-Comm./Data ports
<b>PUFP-BD<sup>1</sup></b>	6" Brass pop up floor plate with decora receptacle <sup>2</sup>
<b>PUFP-S<sup>1</sup></b>	6" Stainless steel pop up floor plate with GFI receptacle <sup>2</sup>
<b>PUFP-SC<sup>1 2</sup></b>	6" Stainless steel pop up floor plate with 6-Comm./Data ports
<b>PUFP-SD<sup>1</sup></b>	6" Stainless steel pop up floor plate with decora receptacle <sup>2</sup>
<b>TCP-1</b>	Brass flanged cover, with 2" – 1/2" combo plug for Comm./Data. Or single receptacle
<b>TCP-1-3/4"</b>	Brass flanged cover, with 2" – 3/4" combo plug for Comm./Data. Or single receptacle
<b>TCP-1-1"</b>	Brass flanged cover, with 2" – 1" combo plug for Comm./Data. Or single receptacle
<b>TCP-1-PC</b>	Brass flanged cover, with 2" – 1/2" combo plug for Comm./Data. Or single recept., & (2) 1/2" plugs for Comm./Data
<b>TCP-2</b>	Brass flanged cover, with (2) 1 1/2", screw plugs for duplex power or Comm./Data
<b>TCP-2-LR</b>	Seamless Brass flanged cover, with dual flip lid and duplex mount. PLT.
<b>TCP-2-LR-A</b>	Seamless Aluminum flanged cover, with dual flip lid and duplex mount. PLT.
<b>TCP-2-PC</b>	Brass flanged cover, with (2) 1 1/2" screw plugs for duplex power or Comm./Data., & (2) 1/2" plugs for Comm./Data

>>>> All covers 5 3/4" except: <sup>1</sup> 6"; <sup>2</sup> Requires PUFP-LRA to mount to FB box

>>>> UL recognized components; PUFP series UL recognized 498

>>>> For Replacement Plugs, see page 26



# PVC Non-Metallic Covers

CATALOG #	DESCRIPTION
PFC-B	Brown plastic flanged cover, with single flip lid & duplex mount. PLT.
PFC-B-GFI	Brown plastic flanged cover, with single flip lid & GFI/decora mount. PLT.
PFC-B-TEL	Brown plastic flanged cover, with single flip lid & single recept/data PLT.
PFC-E	Ebony plastic flanged cover, with single flip lid & duplex mount. PLT.
PFC-E-GFI	Ebony plastic flanged cover, with single flip lid & GFI/decora mount. PLT.
PFC-E-TEL	Ebony plastic flanged cover, with single flip lid & single recept/data PLT.
PFC-G	Gold plastic flanged cover, with single flip lid & duplex mount. PLT.
PFC-G-GFI	Gold plastic flanged cover, with single flip lid & GFI/decora mount. PLT.
PFC-G-TEL	Gold plastic flanged cover, with single flip lid & single recept/data PLT.
PFC-S	Gray plastic flanged cover, with single flip lid & duplex mount. PLT.
PFC-S-GFI	Gray plastic flanged cover, with single flip lid & GFI/decora mount. PLT.
PFC-S-TEL	Gray plastic flanged cover, with single flip lid & single recept/data PLT.
PFC-T	Tan plastic flanged cover, with single flip lid & duplex mount. PLT.
PFC-T-GFI	Tan plastic flanged cover, with single flip lid & GFI/decora mount. PLT.
PFC-T-TEL	Tan plastic flanged cover, with single flip lid & single recept/data PLT.
PFC-W	White plastic flanged cover, with single flip lid & duplex mount. PLT.
PFC-W-GFI	White plastic flanged cover, with single flip lid & GFI/decora mount. PLT.
PFC-W-TEL	White plastic flanged cover, with single flip lid & single recept/data PLT.

»»» All covers listed above are 5 3/4"; UL listing #514C

PUFP-PFC-BLK	6 3/8" Black plastic pop up floor plate, includes decora receptacle
PUFP-PFC-BRN	6 3/8" Brown plastic pop up floor plate, includes decora receptacle
PUFP-PFC-GLD	6 3/8" Gold plastic pop up floor plate, includes decora receptacle




## Crossovers

<i>LEW</i>	<i>T &amp; B</i>	<i>HUBBELL</i>	<i>WIREMOLD</i>	<i>CARLON</i>	<i>KRAYLOY</i>
<b>DCF-1-X-GFI</b>	P60CPAL & P60GFCI	n/a	895GFI	E97BR	DFL-1
<b>DCF-1-X-GFI-A</b>	P60CPAL & P60GFCI-AL	n/a	895GFICAL	n/a	n/a
<b>FB</b>	68P	PFB1	881	E971FB	FB
<b>FBLEW</b>	n/a	n/a	884C	n/a	FBKIT
<b>LRA</b>	68-PAR	PFBA1A	881ADP	n/a	LRA-U
<b>PFC-B</b>	P-68-DRC-BRN	PFBCBR	895P-BRN	E97DSB	FBDRCB
<b>PFC-E</b>	n/a	PFBCBL	895P-BLK	n/a	n/a
<b>PFC-G</b>	n/a	n/a	895P-BRZ	E97DSGP	FBDRCG
<b>PFC-S</b>	P-68-DRC-GRY	PFBCGY	895P-AL	E97DSS	n/a
<b>PFC-T</b>	P-68-DRC-BGE	n/a	n/a	E97DSC	n/a
<b>PFC-W</b>	n/a	PFBCI	n/a	E97DSI	n/a
<b>SLIDE</b>	n/a	PFBT1A	881DIV	E973K	FBUDK
<b>TCP-1</b>	n/a	SF2925	896CK-1/2	E97BRG	SSC
<b>TCP-1-3/4</b>	n/a	SF2525	896CK-3/4	n/a	n/a
<b>TCP-1-1</b>	n/a	SF2725	896CK-1	n/a	n/a
<b>TCP-2</b>	n/a	n/a	895SP	n/a	DSC
<b>TCP-2-A</b>	n/a	n/a	895SPCAL	n/a	n/a
<b>TCP-2-LR</b>	P60-CACP	SF3925	895	E97BR2	DFL-2
<b>TCP-2-LR-A</b>	P60-CACP-AL	n/a	895TCAL	n/a	n/a
<b>Y-CONN</b>	n/a	PFBYA1	n/a	E972Y	FBYC

# ACCESS Floorboxes


RF9C & RF10C  
 CSA #79115

**THE CF9C SERIES BOX** is a dual service floor box for use with conduit in a **poured concrete floor**. The box is constructed of 16 ga. galvanized steel and comes complete with 1/4" cast aluminum cover assembly. Boxes are shipped with disposable sheet metal cover to protect box during concrete pour. Box supplied with two 1/2-3/4" combination conduit knockouts each end for conduit feed and complete with four adjustable legs for pre-pour adjustment. Standard boxes supplied with power plates and data/communication plates punched to accept specified devices (see below).



**THE RF9C SERIES BOX** is a dual service **raised floor box**. The box is constructed of 16 Ga. Galvanized steel and is supplied complete with 1/4" cast aluminum cover assembly. Box supplied with two 1/2-3/4" combination conduit knockouts at each end (does not include 4 adjustable legs). RF9 series access floor boxes are constructed with multiple compartments to suit application. Standard boxes supplied with power plates and data/communication plates punched to accept specified devices (see below).

**THE CF10C SERIES BOX** is a large capacity dual service floor box for use with conduit in a **poured concrete floor**. The box is constructed of 16 ga. galvanized steel and comes complete with a 1/4" cast aluminum cover assembly. Boxes are shipped with disposable sheet metal cover to protect box during concrete pour. Box supplied with two 1/2-3/4" combination conduit knockouts each end for conduit feed and complete with four adjustable legs for pre-pour adjustment. Standard boxes supplied with power plates and data/communication plates punched to accept specified devices (see below).



**THE RF10C SERIES BOX** is a large capacity dual service floor box for use in a **raised floor**. The box is constructed of 16 ga. galvanized steel and comes complete with 1/4" cast aluminum cover assembly (does not include 4 adjustable legs). Box supplied with two 1/2-3/4" combination conduit knockouts each end for conduit feed. Standard boxes supplied with power plates and data/communication plates punched to accept specified devices (see below).

## Power Device Plate Specifications

Receptacles are not normally supplied with boxes, contact factory for pricing with details of any receptacles that are required to be supplied with boxes.

- |                           |                         |
|---------------------------|-------------------------|
| 1 = 1 std duplex cut out  | 3 = 1 "Decora" cut out  |
| 2 = 2 std duplex cut outs | 4 = 2 "Decora" cut outs |

**Note:** Decora cut outs measure 1.3125" x 2.66"

## Tel/Data Device Plate Specifications

Receptacles are not normally supplied with boxes, contact factory for pricing with details of any receptacles that are required to be supplied with boxes.

- |                         |                       |                       |
|-------------------------|-----------------------|-----------------------|
| A = 1 "Decora" cut out  | C = 1 "RJ45" cut out  | E = 3 "RJ45" cut outs |
| B = 2 "Decora" cut outs | D = 2 "RJ45" cut outs | F = 4 "RJ45" cut outs |

**Note:** Decora cut outs measure 1.3125" x 2.66"; RJ45 cut outs measure .765" x .585"

## Power Device Plate Specifications

Receptacles are not normally supplied with boxes, contact factory for pricing with details of any receptacles that are required to be supplied with boxes.

- |                           |                           |
|---------------------------|---------------------------|
| 1 = 1 std duplex cut out  | 5 = 3 std duplex cut outs |
| 2 = 2 std duplex cut outs | 6 = 4 std duplex cut outs |
| 3 = 1 "Decora" cut out    | 7 = 3 "Decora" cut outs   |
| 4 = 2 "Decora" cut outs   | 8 = 4 "Decora" cut outs   |

**Note:** Decora cut outs measure 1.3125" x 2.66"

## Tel/Data Device Plate Specifications

Receptacles are not normally supplied with boxes, contact factory for pricing with details of any receptacles that are required to be supplied with boxes.

- |                         |                       |                         |
|-------------------------|-----------------------|-------------------------|
| A = 1 "Decora" cut out  | E = 3 "RJ45" cut outs | J = 7 "RJ45" cut outs   |
| B = 2 "Decora" cut outs | F = 4 "RJ45" cut outs | K = 8 "RJ45" cut outs   |
| C = 1 "RJ45" cut out    | G = 5 "RJ45" cut outs | M = 3 "Decora" cut outs |
| D = 2 "RJ45" cut outs   | H = 6 "RJ45" cut outs | P = 4 "Decora" cut outs |

**Note:** Decora cut outs measure 1.3125" x 2.66"; RJ45 cut outs measure .765" x .585"

## Standard Ordering Specifications

- Specify **box type** [CF9C]
- Specify **power device plate** [e.g. CF9C2 = 2 std duplex cut outs.]
- Specify **Tel/Data device plates** [e.g. CF9C2C = 2 std duplex cut outs for power, 1 RJ45 for Tel/Data.]

## Standard Ordering Specifications

- Specify **box type** [CF10C]
- Specify **power device plate** [e.g. CF10C6 = 4 std duplex cut outs.]
- Specify **Tel/Data device plates** [e.g. CF10C6BD = 4 duplex cut outs for power, 2 Decora & 2 RJ45 for Tel/Data.]


## Round Boxes, Adjustable 32

CATALOG #	DESCRIPTION	DIMENSIONS		ADJUST BEFORE	ADJUST AFTER	INTERIOR CAPACITY	CONDUIT OPENINGS	MAX TAP
		A	B					
532-58 ①	Deep, cast box, <b>fully adjustable</b>	4 1/4"	3 7/8"	X	3/8"	32 Cu. In.	Sides (4) 3/4"	1 1/4"
532-SB-58 ①	Shallow, cast box, <b>fully adjustable</b>	4 1/4"	3"	X	3/8"	24 Cu. In.	Sides (4) 3/4"	1 1/4"
532-SMB ①	Stamped steel <b>adjustable</b> floor box	4 7/32"	4"	2 1/4"	1/2"	57 Cu. In.	1/2", 3/4", 1", 1 1/4"	none
CATALOG #	DESCRIPTION	DIMENSIONS		ADJUST BEFORE	ADJUST AFTER	INTERIOR CAPACITY	CONDUIT OPENINGS	MAX TAP
A	B							
332-58 ①	Shallow, cast box, <b>semi adjustable</b>	4 1/4"	2"	1"	X	12 Cu. In.	Sides (4) 3/4"	1"
MW-332-58 ①	Core drill cast box, <b>semi adjustable</b>	4 1/4"	2"	1/2"	X	12 Cu. In.	Sides (4) 3/4" ②	1"

① Add -A for Aluminum finish; ② additional 3/4" conduit opening in bottom of box

>>>> All boxes UL listing #514A

532-SMB



ETL certified,  
514 A recognized  
and  
CSA recognized  
C22.2 No. 18.1-04

532-58



532-SB-58



332-58



MW-332-58



# 32 Round Box Covers

CATALOG #	DESCRIPTION
DFB-LR	Brass, dual hinged cover (1/4" thick) for duplex
DFB-LR-A	Aluminum, dual hinged cover (1/4" thick) for duplex
DFB-1	Brass, hinged cover (1/4" thick) for duplex
DFB-1-A	Aluminum, hinged cover (1/4" thick) for duplex
SCF-1 ①	5 1/4" Brass flange
SCF-1-A ①	5 1/4" Aluminum flange
TCP-1 ②	5 3/4" Brass flanged cover, with 2" - 1/2" combo plug for Comm./Data. Or single recept.
TCP-2 ②	5 3/4" Brass flanged cover, with (2) 1 1/2", screw plugs for duplex power or Comm./Data
TCP-2-A ②	5 3/4" Aluminum flanged cover, with (2) 1 1/2", screw plugs for duplex power or Comm./Data
TCP-2-LR ②	5 3/4" Seamless Brass flanged cover, with dual flip lid and duplex mount. PLT.
TCP-2-LR-A ②	5 3/4" Seamless Aluminum flanged cover, with dual flip lid and duplex mount. PLT.
523-DP	Brass, cover (1/8" thick) with (2) 1-1/2" screw plugs for duplex
523-DP-A	Aluminum, cover (1/8" thick) with (2) 1-1/2" screw plugs for duplex
523-DP-NS	Nickel Silver, cover (1/8" thick) with (2) 1-1/2" screw plugs for duplex
524	Brass, cover (1/8" thick) with 2" - 1/2" combo plug for Comm./Data
524-NS	Nickel Silver, cover (1/8" thick) with 2" - 1/2" combo plug for Comm./Data

>>>> All covers 4" except: ① 5 1/4"; ② 5 3/4"

>>>> UL recognized components

>>>> For Replacement Plugs, see page 26



## Rectangular Boxes—Fully Adjustable 1101

CATALOG #	DESCRIPTION	DIMENSIONS			ADJUST AFTER	INTERIOR CAPACITY	CONDUIT OPENINGS	MAX TAP
		H	L	W				
1101-58 ①	Deep, single gang cast box, <b>Fully adjustable</b>	3 3/4"	4 1/4"	3 3/8"	3/8"	13 Cu. In. (Min)	Sides (4) 3/4"	1 1/4"
1102-58 ①	Deep, two gang cast box (partitioned), <b>Fully adjustable</b>	3 3/4"	6 3/8"	4 1/4"	3/8"	26 Cu. In. (Min) (13 Cu. In./Gang)	Sides (6) 3/4"	1 1/4"
1103-58 ①	Deep, three gang cast box (partitioned), <b>Fully adjustable</b>	3 3/4"	9 1/4"	4 1/4"	3/8"	40 Cu. In. (Min) (13 Cu. In./Gang)	Sides (8) 3/4"	1 1/4"

① Add -A for Aluminum finish

>>>> All boxes UL listing #514A

1101-58



1102-58



1103-58



## Rectangular Boxes—Semi Adjustable 1101

CATALOG #	DESCRIPTION	DIMENSIONS			ADJUST BEFORE	INTERIOR CAPACITY	CONDUIT OPENINGS	MAX TAP
		H	L	W				
SH-1101-58 ①	Shallow, single gang cast box <b>Semi adjustable</b>	2 1/4"	4 1/4"	3 3/8"	1"	16 Cu. In.	Sides (4) 3/4"	1"
SH-6262-58 ①	Shallow, two gang cast box (partitioned), <b>Semi adjustable</b>	2 1/4"	6 3/8"	4 1/4"	1"	25 Cu. In. (12.5 Cu. In./Gang)	Sides (6) 3/4"	1"
SH-6263-58 ①	Shallow, three gang cast box (partitioned), <b>Semi adjustable</b>	2 1/4"	9 1/4"	4 1/4"	1"	50 Cu. In. (16.5 Cu. In./Gang)	Sides (8) 3/4"	1"

① Add -A for Aluminum finish

>>>> All boxes UL listing #514A

SH-1101-58



SH-6262-58



SH-6263-58






# 1101 Rectangular Boxes—Covers & Flanges

CATALOG #	DESCRIPTION
6304-BE	Brass, hinged 2 7/8" x 3 7/8" cover (1/4" thick) for data or twist lock receptacle (Up to 30 amp)
6304-DFB-1	Brass, hinged 2 7/8" x 3 7/8" cover (1/4" thick) for duplex
6304-DFB-1-A	Aluminum, hinged 2 7/8" x 3 7/8" cover (1/4" thick) for duplex
6304-DFB-1-TEL	Brass, same as above but for Comm./Data
6304-DFB-1-TEL-A	Aluminum, same as above but for Comm./Data
6304-DFB-1-GFI	Brass, same as above but for decora receptacle
6304-DFB-1-GFI-A	Aluminum, same as above but for decora receptacle
6304-DFB-LR	Brass, dual hinged 2 7/8" x 3 7/8" cover (1/4" thick) for duplex
6304-DFB-LR-A	Aluminum, dual hinged 2 7/8" x 3 7/8" cover (1/4" thick) for duplex
6304-DP	Brass, 2 7/8" x 3 7/8" cover (1/8" thick) with (2) 1 1/2" screw plugs for duplex
6304-DP-A	Aluminum, 2 7/8" x 3 7/8" cover (1/8" thick) with (2) 1 1/2" screw plugs for duplex
6304-S	Brass, 2 7/8" x 3 7/8" cover (1/8" thick) with 2" - 1/2" combo plug for Comm./Data
6304-S-A	Aluminum, 2 7/8" x 3 7/8" cover (1/8" thick) with 2" - 1/2" combo plug for Comm./Data
CF-1101-DFB	Single gang Brass carpet flange, 5 1/2" x 6 1/2"
CF-1101-DFB-A	Single gang Aluminum carpet flange, 5 1/2" x 6 1/2"
CF-1102-DFB	Two gang Brass carpet flange, 6 1/2" x 8 1/2"
CF-1102-DFB-A	Two gang Aluminum carpet flange, 6 1/2" x 8 1/2"
CF-1103-DFB	Three gang Brass carpet flange, 6 1/2" x 11 1/2"
CF-1103-DFB-A	Three gang Aluminum carpet flange, 6 1/2" x 11 1/2"

>>>> UL recognized components  
 >>>> For Replacement Plugs, see page 26



## Replacement Plugs

CATALOG #	DESCRIPTION
6410-1/2 ①	Brass 2" - 1/2" combination plug
6410-3/4 ①	Brass 2" - 3/4" combination plug
6410-1 ①	Brass 2" - 1" combination plug
6207 ①	Brass 2" close up plug
6208 ①	Brass 1/2" close up plug
6210 ①	Brass 3/4" close up plug
6211 ①	Brass 1" close up plug
6212 ①/②	Brass 1 1/4" close up plug
6213 ①	Brass 1 1/2" close up plug (duplex covers)
6213-BP	Brass Plated 1 1/2" close up plug (for RRP-1-BP & SWB-1-BP ONLY)
6213NP	Nickel Plated 1 1/2" close up plug (for RRP-1-BP & SWB-1-BP ONLY)

① Add -A for Aluminum finish; ② Add -NS for Nickel Silver finish

<p><b>6410-1/2</b></p> <p><b>FITS COVERS:</b> 6304-S 503 524 TCP-1</p> 	<p><b>6410-3/4</b></p> <p><b>FITS COVERS:</b> 6304-S-3/4" 524-3/4</p> 	<p><b>6410-1</b></p> <p><b>FITS COVERS:</b> 6304-S-1" 524-1"</p> 	<p><b>6207</b></p> <p><b>FITS COVERS:</b> 504</p> 
<p><b>6208</b></p> <p><b>FITS COVERS:</b> DFB-1-1/2" 6304-S 503 524 TCP-1</p> 	<p><b>6210</b></p> <p><b>FITS COVERS:</b> 6304-S-3/4" 524-3/4</p> 	<p><b>6211</b></p> <p><b>FITS COVERS:</b> 6304-S-1" 524-1"</p> 	<p><b>6212</b></p> <p><b>FITS COVERS:</b> RCFB-1 OR -2 RRP/SWB-2 OR -4</p> 
<p><b>6213</b></p> <p><b>FITS COVERS:</b> 523-DP (812) 6304-DP (1101) TCP-2</p> 	<p><b>6213-BP</b></p> <p><b>FITS COVERS:</b> RRP-1-BP SWB-1-BP</p> 	<p><b>6213-NP</b></p> <p><b>FITS COVERS:</b> RRP-1-NP SWB-1-NP</p> 	

# NOZZLE *Low Profile*

CATALOG #	DESCRIPTION	DIMENSIONS			STANDARD OPENINGS
		H	L	D	
FDN-300-A	Aluminum floor nozzle	2 7/8"	4"	2 7/8"	3/4" (Also available in 1/2" or 1", please specify)
FDN-300-A W/P	Aluminum floor nozzle with partition	3"	4 3/4"	4 1/4"	(2) 3/4" (Threaded)
FDN-709-A	Aluminum floor nozzle for up to (4) duplex receptacles (not included)	4 3/4"	4 1/4"	4 1/4"	1"

>>>> All boxes UL listing #514A



# NOZZLE *Accessories*

CATALOG #	DESCRIPTION
710-A ①	Nozzle plate will accommodate (2) duplex receptacles.
711-A ①	Nozzle plate will accommodate 30-50 amp receptacle.
712-A ①	Blank nozzle plate.
713-GFI-A ①	Nozzle plate will accommodate (2) GFI receptacles.
803-A ①	Blank nozzle plate.
804-A ①	Nozzle plate for duplex receptacle.
805-A ①	Nozzle plate for single or dual phone lines.
806-A ①	Nozzle plate for single receptacle or cable.
807-GFI-A ①	Nozzle plate for GFI receptacle.

① Each Floor Nozzle requires two plates.



## Boxes **J-BOX**

### UNFLANGED

CATALOG #	INSIDE DIM (IN.) L x W x D	WALL THICKNESS	O-Z GEDNEY CROSS
443 CIG	4 x 4 x 3	1/4"	YS040403
664 CIG	6 x 6 x 4	3/16"	YS060604
884 CIG	8 x 8 x 4	1/4"	YS080804
886 CIG	8 x 8 x 6	1/4"	YS080806



**Figure 2a**

SIZE
1/2"
3/4"
1"
1 1/4"
1 1/2"
2"
2 1/2"
3"
3 1/2" (Slip Hole Only)
4" (Slip Hole Only)

## Customizing the Junction Box

### DRILLINGS AND TAPPINGS

Drilling and tappings are available from Lew Electric for an additional charge. Please refer to figure 2A (above) for Lew Electric's drilling and tapping schedule.

When drilling and tapping is required, you must furnish a drilling template see figure 2B (right, page 29). Lew Electric is not responsible for incorrect sizes or locations of holes when sketch of drilling template is not submitted.

### \*\*\* Important Note \*\*\*

When drillings and tappings are requested by our customers, it becomes the customer's, not Lew Electric's, responsibility to use water tight fittings and sealants and to comply with NEMA 250-1997 type 4 regulations as well as the requirements set forth by UL standards for fittings for conduit and outlet boxes.

### MOUNTING THE BOX

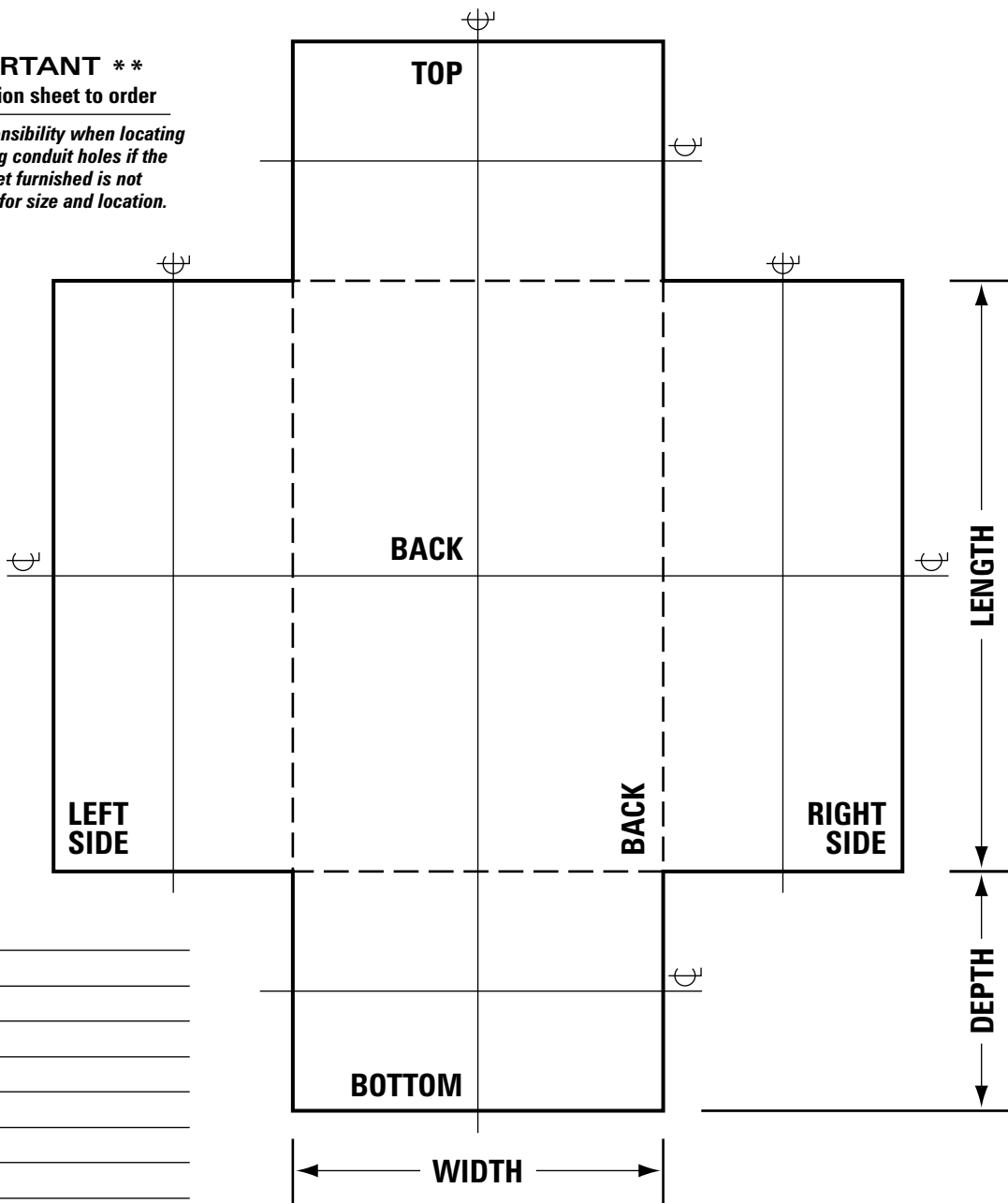
Lew Electric part #1100-E mounting ears for cast iron junction boxes are required for the purpose of sealing the cover to the gasket and box and to give the box a NEMA type 4 water-tight rating.

Lew Electric part #1101-L mounting lugs can be installed on each corner of the box for the purposes of securing the floor box during a cement pour or to mount the floor box to a wall.

# Junction Box Drilling Template (Figure 2b)

## Cast Iron Junction Boxes TEMPLATE

**\*\* IMPORTANT \*\***  
 Attach instruction sheet to order  
 We assume no responsibility when locating  
 drilling and tapping conduit holes if the  
 instruction sheet furnished is not  
 filled out properly for size and location.



Date: \_\_\_\_\_  
 Order No.: \_\_\_\_\_  
 Catalog No.: \_\_\_\_\_  
 Quantity: \_\_\_\_\_  
 Width: \_\_\_\_\_  
 Length: \_\_\_\_\_  
 Depth: \_\_\_\_\_  
 Flanged: \_\_\_\_\_  
 Unflanged: \_\_\_\_\_  
 Slip-Hole: \_\_\_\_\_  
 Drill & Tap: \_\_\_\_\_

*Give Inside Box Dimensions*

**\*\*SIGNED** \_\_\_\_\_

## Crossovers

LEW	T & B	HUBBELL	WIREMOLD
CF-1101-DFB	P-64-CP	SB3083	817C
CF-1101-DFB-A	P-64-CPAL	SA3083	817TCAL
CF-1102-DFB	P-64-2G-CP	SB3084	827C
CF-1102-DFB-A	P-64-2G-CPAL	SA3084	827TCAL
CF-1103-DFB	P-64-3G-CP	SB3085	837C
CF-1103-DFB-A	P-64-3G-CPAL	SA3085	837TCAL
DFB-1	P-60-GFCI	n/a	895TGFI
DFB-LR	P-60-DS	S3925	895T
FDN-300-A	SFH-50-BASE	SC3098-A	505HB
SCF-1	P60-CP	S3182	n/a
SH-1101-58	841SC	B2414	880CM1
SH-6262-58	842SC	B4214	880CM2
SH-6263-58	843SC	B4333	880CM3
TCP-2-LR	P60-CACP	SF3925	895
TCP-2-LR-A	P60-CACP-AL	n/a	895TCAL
332-58	n/a	B2524	n/a
523-DP	P60-DU	S3725	895TSP
523-DP-A	P60-DU-AL	SA3725	n/a
524	P60-1/2-2	n/a	896TCK-1/2
524-3/4	P60-3/4-2	S2525	896TCK-3/4
524-1	P60-1	S2725	896-TCK-1
532-58	600SC	B2503	n/a
532-SB-58	602SC	B2537	889B
532-SMB	68D	B2527	886B
803-A	SFH-50BLCOV	SS309B	500B
804-A	SFH-50-DUPCOV	SS309D	500DR
806-A	SFH-50-TELCOV	SS309T	500T
807-GFI-A	n/a	SS309DS	500-GFI
1101-58	641	B2436	880CS-1 & 817T
1102-58	642	B4233	880CS-2 & 827T
1103-58	643	B4333	880CS3 & 837T
6304-DFB-1	P64-GFCI	S3826	828GFI
6304-DFB-LR	P64-DS	S3825	828R
6304-DP	P64-DU	S3625	828P
6304-S	P64-1/2-2	n/a	829CK-1/2
6304-S-3/4	P64-3/4-2	S2425	829CK-3/4
6304-S-1	P64-1	S2625	829CK-1





**LEW ELECTRIC FITTINGS CO.**

1801 W. St. Charles Rd. Maywood, IL 60153

**PHONE:** 708-345-2075

**FAX:** 708-345-6490

**WWW.LEWELECTRIC.COM**

**E-MAIL:** [sales@lewelectric.com](mailto:sales@lewelectric.com)