

# Lighting

Bulletin  
**A80**

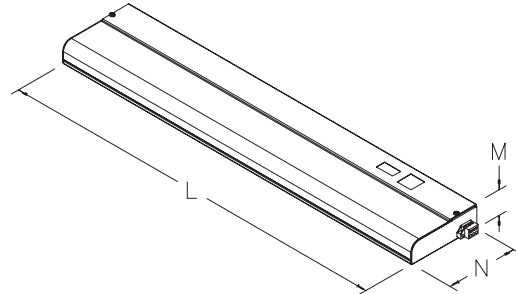
## Fluorescent Lighting Packages



These low profile light packages are available with either a manual switch or a door activated switch with plunger integrally mounted. On door-activated switches, the circuit is closed (activates the light) when the enclosure door is opened. Each light comes with a pre-wired terminal block for easy connection to electric supply, in either 115 volt or 230 volt models. An easy to remove, non-yellowing white plastic lens cover provides protection against bulb breakage (fluorescent bulb not included). All 115 volt models come standard with a 9 amp convenience outlet. Standard mounting hardware and brackets included. Body finish is light gray RAL 7035 polyester powder paint.

Underwriters' Laboratories Inc. listed:  
UL 508A, 508 Listed File No. E229434  
cUL C22.2 No. 14 File No. E229434  
Maintains UL/cUL Type 4 and Type 12 when properly installed in a Hoffman enclosure

Optional accessories include a mounting bracket kit designed specifically for Hoffman PROLINE<sup>®</sup> disconnect enclosure applications and easy to mount "remote" manual and door activated switches with mounting bracket. Accept the following standard bulbs, which are not included with light package: F8T5, F15T8, F18T8, or F40T12



87574478

## Standard Sizes Fluorescent Light Packages

| Catalog Number          | Description                    | VAC | Hz | Amps | Convenience Outlet | L in. | mm   | M in. | mm | N in. | mm  |
|-------------------------|--------------------------------|-----|----|------|--------------------|-------|------|-------|----|-------|-----|
| ALF16D12R               | Door switch                    | 115 | 60 | 0.16 | Yes                | 12.30 | 312  | 1.38  | 42 | 4.59  | 140 |
| ALF16M12R               | Manual switch                  | 115 | 60 | 0.16 | Yes                | 12.30 | 312  | 1.38  | 42 | 4.59  | 140 |
| ALF16D18R               | Door switch                    | 115 | 60 | 0.35 | Yes                | 18.10 | 460  | 1.38  | 42 | 4.59  | 140 |
| ALF16M18R               | Manual switch                  | 115 | 60 | 0.35 | Yes                | 18.10 | 460  | 1.38  | 42 | 4.59  | 140 |
| ALF16M18RC <sup>a</sup> | Manual switch, 6 ft power cord | 115 | 60 | 0.35 | Yes                | 18.10 | 460  | 1.38  | 42 | 4.59  | 140 |
| ALF25D18R               | Door switch                    | 230 | 50 | 0.30 | No                 | 18.10 | 460  | 1.84  | 56 | 5.25  | 160 |
| ALF25M18R               | Manual switch                  | 230 | 50 | 0.30 | No                 | 18.10 | 460  | 1.84  | 56 | 5.25  | 160 |
| ALF16D24R               | Door switch                    | 115 | 60 | 0.35 | Yes                | 24.10 | 612  | 1.38  | 42 | 4.59  | 140 |
| ALF16M24R               | Manual switch                  | 115 | 60 | 0.35 | Yes                | 24.10 | 612  | 1.38  | 42 | 4.59  | 140 |
| ALF16M48R               | Manual switch                  | 115 | 60 | 0.65 | Yes                | 48.00 | 1219 | 1.84  | 56 | 5.25  | 160 |

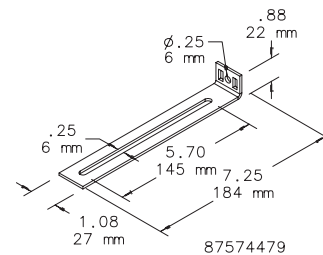
<sup>a</sup> Corded light is listed to UL/cUL 153 standard.

## Accessories

### Mounting Bracket Kit

Kit simplifies mounting light package in Hoffman PROLINE<sup>®</sup> disconnect enclosures. Includes brackets, all mounting hardware, and complete instructions.

| Catalog Number | Description          |
|----------------|----------------------|
| PDLFBRKT       | Mounting Bracket Kit |

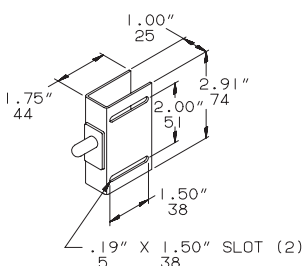


87574479

## Switches

Remote switches for these light packages.

### Door-Activated Switch



| Catalog Number | Description           |
|----------------|-----------------------|
| ALFSWM         | Manual switch         |
| ALFSWD         | Door-activated switch |

