

5" UNIVERSAL IC REMODEL HOUSING



5"		
B5RIC • B507CL 50W PAR30 FL LAMP		
5'	50	3.6'
8'	20	5.8'
10'	13	7.3'
12'	9	8.7'
Distance to Plane	Initial Nadir Footcandles	Beam Spread

BEAM DIA. MEASURED AT 50% OF NADIR F.C.

FEATURES:

- Thermally Protected IC Remodel housing.
- Dependable, favorable design and effortless installation.
- Unit slips through 5-1/2" ceiling opening.
- Four Preinstalled spring clips which secure the housing firmly into ceiling to accommodate ceiling thickness from 1/2" to 1-3/8".
- Can be installed from below the ceiling.
- 7" height allows use in 2"x 8" joist construction.
- Wire through junction box.
- Preinstalled socket cap provides electrical contact protection against dust, paint and over spray.

OPTION:

- AIR-SHUT-**
 - Gasket to prevent air flow from heated or air conditioned spaces.
 - Meets all national air flow requirements.

DESCRIPTION:

Thermally protected, IC rated specification grade remodel recessed housing. For remodeling installations where housing will be in direct contact with insulation. For fast and easy installation in existing plaster or mechanical ceilings from 1/2" to 1-3/8" thick. Four remodel clips are easily retractable for fixture removal if necessary. Junction box is provided with eight 1/2" KOs and four Romex knockouts with a strain relief. Accommodates up to 75W PAR30, R30 lamps, 60W A19 lamps and 65W BR30 lamps.

SPECIFICATION:

- A. HOUSING** - Die-formed, all aluminum construction for maximum heat dissipation and rust protection.
- B. SOCKET** - Medium base screw shell porcelain socket snaps into trim to allow usage of different lamp types, as well as proper and consistent lamp positioning.
- C. INSTALLATION** - Four Preinstalled spring clips which secure the housing firmly into ceiling and accommodate ceiling thickness from 1/2" to 1-3/8".
- D. JUNCTION BOX** - UL and ETL listed for feed through wiring, provided with eight 1/2" KOs and four Romex knockouts with strain relief.
- E. THERMAL PROTECTION** - Standard thermal protection device guards against improper installation, overlamping and misuse of insulation material.

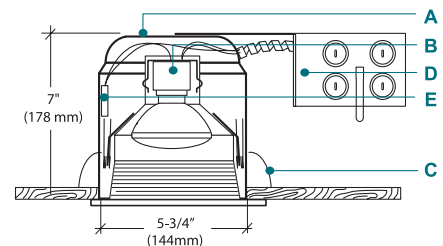
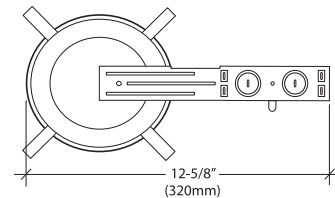
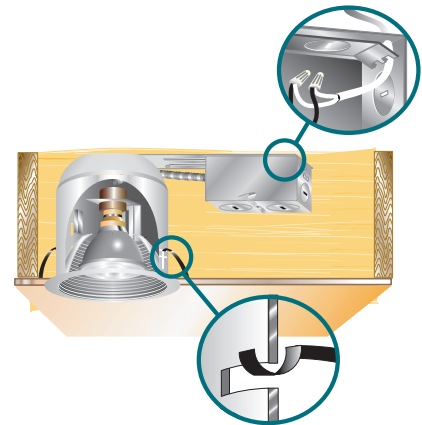
UL and C-UL listed
ETL and C-ETL listed
 For Damp location
 For Feed-through wiring
 For Direct contact with insulation

LAMP WATTAGE:

(1) Maximum **75W** R/PAR30, 60W A19, 65W BR30



DESIGNED FOR 2" X 8" JOIST CONSTRUCTION



ITEM SELECTOR: (Please check the boxes below for the option desired)

TYPE	OPTION(S)	
B5RIC	AIR SHUT	WITH QUICK CONNECTS
	<input type="checkbox"/> AT	<input type="checkbox"/> W