

6" UNIVERSAL IC REMODEL HOUSING WITH LOOSE SOCKET AND QUICK CONNECTORS

LAMP WATTAGE:

(1) Maximum **75W** R/PAR30, 60W A19, 65W BR30



6"		
EZ6RIC-W • AF632CL 75W PAR30 FL LAMP		
5'	88	3.6'
8'	34	5.8'
10'	22	7.3'
12'	15	8.7'
Distance to Plane	Initial Nadir Footcandles	Beam Spread

BEAM DIA. MEASURED AT 50% OF NADIR F.C.

FEATURES:

- Thermally Protected remodel IC housing.
 - Dependable, favorable design and effortless installation.
 - Unit slips through 6-1/2" ceiling opening.
 - Four Preinstalled spring clips which secure the housing firmly into ceiling to accommodate different ceiling thickness from 1/2" to 1-3/8".
 - Can be installed from below the ceiling.
 - 7-1/4" height allows use in 2"x 8" joist construction.
 - Wire through junction box.
 - Preinstalled socket cap provides electrical contact protection against dust, paint and over spray.
- AIR-SHUT**
- Gasket to prevent air flow from heated or air conditioned spaces.
 - Meets all national air flow requirements.

DESCRIPTION:

Thermally protected, IC rated specification grade remodel recessed housing. For remodeling installations where housing will be in direct contact with insulation. For fast and easy installation in existing plaster or mechanical ceilings from 1/2" to 1-3/8" thick. Four remodel clips are easily retractable for fixture removal if necessary. Junction box is provided with eight 1/2" KOs and four Romex knockouts with strain relief. Accommodates up to 75W PAR30, R30 lamps, 60W A19 lamps and 65W BR30 lamp.

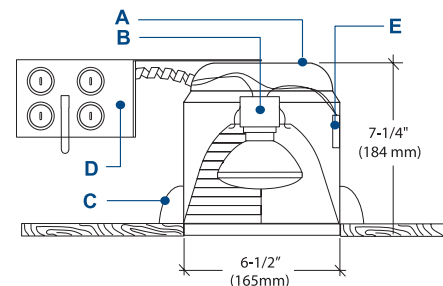
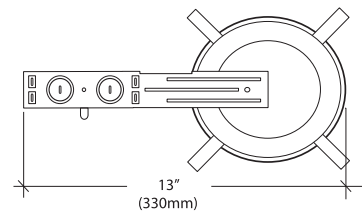

SPECIFICATION:

- A. HOUSING** - Die-formed, all aluminum construction for maximum heat dissipation and rust protection.
- B. SOCKET** - Medium base screw shell porcelain socket that attaches directly to the AF series trims.
- C. INSTALLATION** - Four preinstalled spring clips which secure the housing firmly into ceiling to accommodate different ceiling thicknesses from 1/2" to 1-3/8".
- D. JUNCTION BOX** - UL and ETL listed for through-branch circuit wiring, provided with eight 1/2" KOs and four Romex knockouts with strain relief.
- E. THERMAL PROTECTION** - Standard thermal protection device guards against improper installation, overlampping and misuse of insulation material.

UL and C-UL listed
ETL and C-ETL listed
 For Damp location
 For Feed-through wiring
 For Direct contact with insulation



DESIGNED FOR 2" X 8" JOIST CONSTRUCTION



PATENT #: 7,547,121

EZ6IC-AT

NO SOCKET BRACKET RECESSED DOWNLIGHTS

DESIGNED FOR ALL AF-SERIES TRIMS AND B-SERIES
ADJUSTABLE TRIMS



6 INCH UNIVERSAL IC HOUSING



6"

6 INCH UNIVERSAL IC HOUSING

EZ6IC-AT

TIME & ENERGY SAVER

FEATURE:

- IC /Non-IC air-shut fixture
- Thermally protected housing
- Junction box is offered with six 1/2", one 3/4" and four Romex K-Os with strain relief.
- 7 1/2" height allows use in 2"X 8" joist construction
- Bar hangers locking screws
- Bar hanger nails are installed on a 20° downward angle for better contact
- 90° pivoting mounting plate

1 Socket is connected to the dome of the housing to prevent shipping damage and paint over-spray.

2 Socket clips to trim quickly and easily to ensure fast and consistent lamp positioning and prevent light-leakage.

3 With connectors included. No wire-nuts needed.



NO SOCKET BRACKET

RECESSED DOWNLIGHTS

DESIGNED FOR ALL AF-SERIES TRIMS AND B-SERIES ADJUSTABLE TRIMS



NEW
CLIP
DESIGN

TIME & ENERGY SAVER

- 1 Socket is connected to the dome of the housing to prevent shipping damage and paint over-spray.
- 2 Socket clips to trim quickly and easily to ensure fast and consistent lamp positioning and prevent light-leakage.
- 3 With connectors included. No wire-nuts needed.

EZ6RIC-AT

FEATURE:

- IC/Non-IC air-shut fixture
- Thermally protected housing
- Junction box is offered with six 1/2" and four Romex K-Os with strain relief.
- 7 1/2" height allows use in 2"X 8" joist construction
- Four preinstalled spring clips, which secure the housing firmly into ceiling

6" INCANDESCENT LENS/SHOWER TRIMS

6 INCH INCANDESCENT LENS/SHOWER TRIMS

NEW



AF644 Socket Supporting PAR30 Open Rated Shower Trim



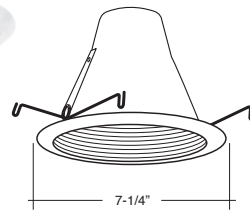
AF644CP-CP



AF644SN-SN



AF644P-WH



AF644 _____ - _____



O. D.	AVAILABLE COLORS	HOUSING	MAX. LAMP W.
7-1/4"	CP-CP, SN-SN, W-WH, P-WH, P-BK, BZ-BZ	EZ6IC, EZ6RIC	75W PAR30



AF601CP Socket Supporting Metal Albalite Shower Trims



AF601BK



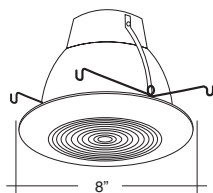
AF601WH



AF601SN



AF601PB



AF601 _____



O. D.	TRIM	HOUSING	MAX. LAMP W.
8"	WH, BK, SN, CP, CH, PB	EZ6IC, EZ6RIC	40W A19



AF605PB Socket Supporting Metal Fresnel Shower Trims



AF605SN



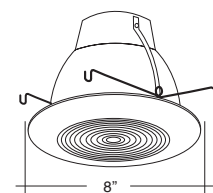
AF605WH



AF605CH



AF605BK



AF605 _____



O. D.	TRIM	HOUSING	MAX. LAMP W.
8"	WH, BK, SN, CP, CH, PB	EZ6IC, EZ6RIC	40W A19



AF606W Socket Supporting Metal Drop Opal Shower Trims



AF606SN



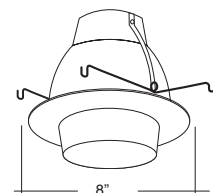
AF606PB



AF606CP



AF606BK



AF605 _____



O. D.	TRIM	HOUSING	MAX. LAMP W.
8"	WH, BK, SN, CP, CH, PB	EZ6IC, EZ6RIC	40W A19

BAFFLE FINISH:

- W White
- P Black
- SN Satin Nickel
- CP Copper
- BZ Bronze

REFLECTOR FINISH:

- CL Chrome
- RG Gold
- W White
- MB Black

- BZ Bronze
- CP Copper
- SN Satin Nickel
- SHZ Satin Haze

RING/TRIM FINISH:

- WH White
- BK Black
- SN Satin Nickel
- CP Copper
- CH Chrome
- PB Polish Brass
- BZ Bronze

