

## For 1 3/32" x 1 1/2" Fuses



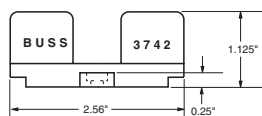
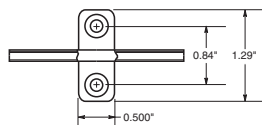
### 3743

#### Add-on Fuseblocks for 1 3/32" x 1 1/2" (10.3mm x 38.1mm) Fuses

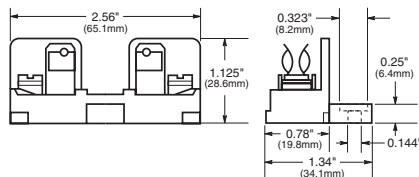
UL Recognized Guide IZLT2,  
File E14853

Block with One Pole. Single pole blocks lock into each other and can be added at any time. Each has a single end barrier. Molded phenolic base; screw terminal; beryllium copper, bright-dipped clips. Rated 30A, 600V.

**No. 3742**—End Barrier Only.



**No. 3723**—Marking Strip. Length is 9 3/8" (23.8cm). Block and end barrier.



Note—Mounting screw hole diameter is 0.147" (3.7mm). Counterbore diameter, 0.636" (8.0mm) Max. Mounting Screw No. 6.

CE logo denotes compliance with European Union Low Voltage Directive (50-1000Vac, 75-1500Vdc). Refer to Data Sheet: 8002 or contact Bussmann Application Engineering at 636-527-1270 for more information.



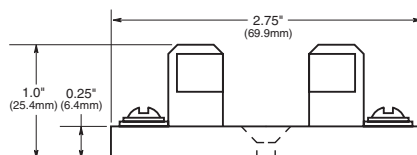
### 3835

#### Series Multiple Pole Fuseblocks for 1 3/32" x 1 1/2" (10.3mm x 38.1mm) Fuses

Silver-plated, beryllium copper clips. Rated 30A, 250V. No side barriers. Screw terminals. Phenolic base.

Cat. No.	No of Poles	Base Length	
		Inches	mm
3835-1	1	27/32"	21.4
3835-2	2	1 13/16"	46.0
3835-3	3	2 25/32"	70.6
3835-4	4	3 3/4"	95.2
3835-5	5	4 23/32"	119.9
3835-6	6	5 1/16"	144.5
3835-7	7	6 2 1/32"	169.0
3835-8	8	7 5/8"	193.7
3835-9	9	8 19/32"	218.8
3835-10	10	9 9/16"	242.9
3835-12	12	11 1/2"	292.1

\*Base width—2 3/4" (69.9mm)



Note—Mounting screw hole diameter is 0.148" (3.7mm). Countersink, 0.313" (7.9mm). Max. Mounting Screw No. 6.

CE logo denotes compliance with European Union Low Voltage Directive (50-1000Vac, 75-1500Vdc). Refer to Data Sheet: 8002 or contact Bussmann Application Engineering at 636-527-1270 for more information.

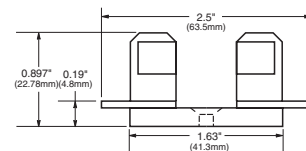


### 4421 and 4515

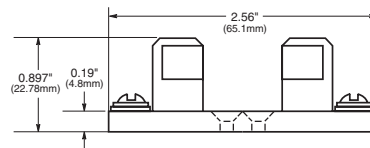
#### Single Pole Fuseblocks for 1 3/32" x 1 1/2" (10.3mm x 38.1mm) Fuses

**Electrical Ratings:** 30A, 250Vac  
(or less)

**No. 4421**—Solder Terminals. Base width 5/8" (15.9mm).



**No. 4515**—Screw Terminals. Base width 3/4" (19mm).



Note—Mounting screw hole diameter is 0.147" (3.7mm). Countersink, 0.312" (7.9mm). Max. Mounting Screw No. 6.

CE logo denotes compliance with European Union Low Voltage Directive (50-1000Vac, 75-1500Vdc). Refer to Data Sheet: 8002 or contact Bussmann Application Engineering at 636-527-1270 for more information.

