




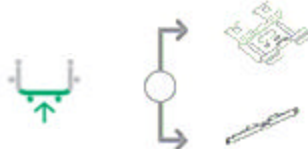




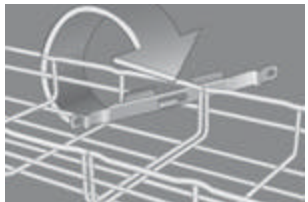
EDRN

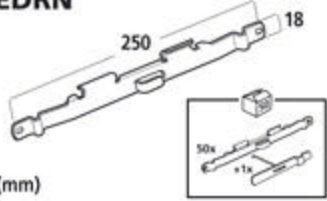


 ..CF30 - CF54 - CF80 - CF105 - CF150

 ..50 - 600 mm



	A = 								B = 							
	50/100		150		200		300		400/450				500		600	
	A	B	A	B	A	B	A	B	A	B	A	B	A	B	A	B
CF30	2	0	2	0	2	1	2	1	2	2	2	2	2	2	2	3
CF54	2	0	2	1	2	1	2	1	2	2	2	2	2	2	2	3
CF80	2	1	.	.	2	1	2	2	2	2	2	3
CF105	2	1	2	1	2	1	2	2	2	3	2	3	2	3	2	3
CF150	2	1	2	1	2	2	2	2	2	3	2	3	2	3	2	3

1			2			3		
								

EDRN  (mm)			EZ	DC	304L	316L
		KG/1
	EDRN	50	0.08	558 241	558 247	-